

45
YEARS
PRODUCTION

USE THE
BLUE
TECHNOLOGY.

PRODUCT CATALOGUE
SEALING SOLUTIONS

ISO
CHEMIE
Use the blue technology.

MODERN SEALING TECHNOLOGY – ESSENTIAL ON THE CONSTRUCTION SITE

The technical requirements for energy-efficient and long-term building seals are increasing all the time. Our innovative product solutions have a positive effect on the energy balance of buildings, at the same time promoting a healthy internal climate. Factors such as airtightness, permanent movement, weather resistance, emissions free, thermal and acoustic insulation as well as humidity and fire protection are important properties of a standard conforming building seal. The constant quality of our sealing systems is monitored regularly by independent institutes according to the very latest standards and regulations.



CONTENT

PRE-COMPRESSED JOINT SEALING TAPES

ISO-BLOCO 600 „PREMIUM EDITION“	4
ISO-BLOCO 600 „COLOUR EDITION“	4
ISO-BLOCO 600 „MAXIBOND“	8
ISO-BLOCO 300 „PREMIUM EDITION“	10
ISO-BLOCO AIR	12
ISO-BLOCO HF	14
ISO-BLOCO XTHERM	16
ISO-MEMBRA SX	18

MULTI-FUNCTIONAL SEALING TAPES

ISO-BLOCO HYBRATEC	20
ISO-BLOCO MULTITEC	22
ISO-BLOCO MULTITEC „TIMBER EDITION“	24
ISO-BLOCO ONE	26
ISO-BLOCO ONE CONTROL	28
ISO-BLOCO RENO	30
ISO-BLOCO MULTI-FUNCTIONAL TAPE	32

IN FRONT OF WALL INSTALLATION SYSTEMS

ISO-TOP WINFRAMER „TYPE 1“	34
ISO-TOP WINFRAMER „TYPE 1“ E30	40
ISO-TOP WINFRAMER „TYPE 3“	42
ISO-TOP RAIN PROTECTION PROFILE	46
ISO-TOP CONSTRUCTION SHEETS WF3	48
ISO-TOP WF FIXINGS	50

WINDOW AND FACADE SEALING FILMS


ISO-CONNECT VARIO SD	52
ISO-CONNECT VARIO SD „PADS“	54
ISO-CONNECT VARIOFLEX SD+	56
ISO-CONNECT VARIOFLEX SD	58
ISO-CONNECT VARIO XD	60
ISO-CONNECT INSIDE EPDM	62
ISO-CONNECT OUTSIDE EPDM	64
ISO-CONNECT EPDM SEALING COLLAR	66
ISO-CONNECT EPDM SEALING CORNER	66
ISO-CONNECT EPDM SEALING TRAY	68
ISO-CONNECT HB-BAND	70
ISO-CONNECT INSIDE „BLUE LINE“	72
ISO-CONNECT OUTSIDE „BLUE LINE“	74
ISO-CONNECT INSIDE CL	76
ISO-CONNECT OUTSIDE CL	78
ISO-CONNECT INSIDE FD	80
ISO-CONNECT OUTSIDE FD	82

PROFILE FILLERS

ISO-PROFIL FILLER STRIPS	84
ISO-PROFIL FILLER PIECES	86

PADDING- AND DECOUPLING TAPES

ISO-ZELL THERMAL TAPE	88
ISO-ZELL PE-TAPE AND FIX-TAPE	90



PUR FOAMS AND ACCESSORIES

ISO-TOP ELASTIFLEX	92
ISO-TOP THERMFOAM „BLUE LINE“	94
ISO-TOP CLEANEX	96

SEALANTS

ISO-TOP ACRYLSEAL F	98
ISO-TOP FACADE SEAL	100
ISO-TOP SILICONE N / NT	102

ADHESIVES AND PRIMER

ISO-TOP FLEX-ADHESIVE XP, SP & PA	104
ISO-TOP FLEX-ADHESIVE WF	106
ISO-TOP BLUE PRIMER	108
ISO-TOP KSKSEAL PRIMER	110
ISO-TOP SPRAY PRIMER	112

BUTYL- AND BITUMEN TAPES

ISO-BUTYL SELF-ADHESIVE TAPE	114
ISO-BUTYL ALU TAPE	114
ISO-BUTYL FLEECE TAPE	114
ISO-CONNECT KSKSEAL	116

AIR TIGHT ADHESIVE TAPES

ISO-TOP POWER-TAPE	118
ISO-TOP FLEX-TAPE	120

FIRE PROTECTION PRODUCTS

ISO-FLAME KOMBI F 120	122
ISO-FLAME BRICK S 90	124
ISO-FLAME PLUG S 90	126

MASONRY FILLERS

ISO-BLOCO FILLER	128
------------------	-----

CORDS

ISO-ZELL PE-CORD	130
ISO-ZELL PUR-CORD	130

MOULDED PROFILES

ISO-TOP BASE	132
ISO-TOP BASE HS	134
ISO-TOP WINDOW SILL FORMS	138

ACOUSTIC INSULATING STRIPS


ISO-ACOUSTIC INSULATING STRIPS	140
--------------------------------	-----

SEALANTS, FOAM AND ADHESIVE APPLICATORS, INSTALLATION TOOLS

ISO-TOP GUN EASY, ISO-TOP GUN & ISO-TOP PRESSFIX	142
ISO-TOP EASYPRESS & ISO-TOP EASYPRESS PRO	143
ISO-TOOL CLIP & ISO-TOOL CUT	143

ISO-BLOCO 600

PREMIUM EDITION



PRODUCT DESCRIPTION

ISO-BLOCO 600 is a PUR sealing tape impregnated with polymer dispersion. It is specially designed for reliable joint sealing in buildings and façades up to 100 metres high. As a quality-tested BG 1, BG 2 and BGR joint sealing tape, ISO-BLOCO 600 fulfils the stringent requirements of DIN 18542, 2020 edition. In addition to a driving rain tightness of over 600 Pa (equivalent to wind force 11), ISO-BLOCO 600 also has excellent sound and thermal insulation properties.

APPLICATION

A versatile product that has a wide range of uses, but generally for sealing construction joints (including moving joints) in areas such as between prefabricated concrete, skylights, cladding panels, curtain walling and perimeter seals for fenestration (windows / doors). Used in a variety of construction methods and industries including, general construction & civil engineering, steel and / or timber framed buildings and modular construction.

PRODUCT ADVANTAGES

- complies with the DIN 18542 BG 1, BG 2 and BGR
- reliability through a wider joint application range
- seals against wind, dust, driving rain
- vapour diffusion permeable
- good adhesive properties, to aid application
- permanently elastic with long term life expectancy
- can be painted over with standard emulsion paints
- compatible with all known standard building materials
- applications in all construction areas and building types are possible
- also available pre-painted as „COLOUR EDITION“
- constant quality to DIN standards, with regular controls from independent institutions
- externally supervised by ift Rosenheim: for driving rain and air permeability (a-value)
- complies with the requirements of the Building Energy Act and the recommendations of the RAL "installation guide"
- 10 years externally supervised outdoor weathering
- 10 Year Function Warranty*


* On the conditions of the manufacturer (available on request).





ISO-BLOCO 600 COLOUR EDITION

ISO-BLOCO 600 „COLOUR EDITION“, certified to DIN 18542, can be used to achieve stunning effects on building joints. The coloured joint sealing tape can be used to visually accentuate the joints as well as homogeneously match the colour of the joints to the adjacent masonry. In addition, saving the painstaking work of over painting.



Installation example: ISO-BLOCO 600

SERVICE

- standard sizes available from stock
- private label and/or special labelling available
- non-standard widths available on request
- mixed pallets possible
- competent experienced technical support available in the field or by phone

PACKAGING

pre-compressed rolls with one side self-adhesive (to aid installation) in cardboard cartons



INSTALLATION

After unpacking, first remove the leader strip from the roll. Using scissors or a knife cut off the deformed beginning of the tape (approx. 2 cm) to form a square end and install the tape straight away. To do this, peel back the cover strip approx. 10–20 cm to expose the self-adhesive side of the tape. Press the self-adhesive side by hand or with a trowel against the surface of the window frame or construction joint. Take care not to stretch the tape. Continue to peel off the cover strip as work progresses. When cutting the tape to size, oversize by about 1 cm per metre to compensate for accidental stretching. Always set the tape back at least 1–3 mm from the joint edge. After expansion, the tape fills the joint making it self-supporting. Any gentle unevenness along the joint will be accommodated for by the elasticity of the joint sealing tape. The specified joint widths should not be exceeded. For further information, please refer to the ISO-BLOCO installation instructions and the specifications from the RAL “Guidelines for installation” in the currently valid versions.

REQUIREMENTS ACCORDING TO DIN 18542

- Joint sealing tapes of stress group **BG 1** have the highest protection against driving rain and weathering and may be used in joints of building envelopes and in the area of building elements without additional covering.
- Joint sealing tapes in stress group **BG 2** have a driving rain tightness of 300 Pa and should not be exposed to direct weathering. After installation, they should be covered to protect them from UV radiation and direct weathering.
- Joint sealing tapes that are tested in accordance with stress group **BGR** have an airtightness with an α -value $\leq 0,1 \text{ m}^3 / \text{h} \cdot \text{m} \cdot (\text{daPa})^{2/3}$ for the internal airtight sealing of joints in accordance with DIN 4108-7 and the Building Energy Act.

ISO-BLOCO 600

PREMIUM EDITION

Tape width / area of application	Recommended joint width**			Roll (metres)	Rolls / Carton	Carton (metres)
	BG 1	BG 2	BGR			
8 / 1 – 2 mm	1 – 2 mm	1 – 4 mm	checked ✓	20,0	37	740,0
10 / 1 – 2 mm					30	600,0
15 / 1 – 2 mm					20	400,0
20 / 1 – 2 mm					15	300,0
10 / 1 – 4 mm	1 – 4 mm	1 – 5 mm	checked ✓	13,0	30	390,0
15 / 1 – 4 mm					20	260,0
20 / 1 – 4 mm					15	195,0
30 / 1 – 4 mm					10	130,0
12 / 2 – 6 mm	2 – 6 mm	2 – 8 mm	checked ✓	12,0	25	360,0
15 / 2 – 6 mm					20	240,0
20 / 2 – 6 mm					15	180,0
30 / 2 – 6 mm					10	120,0
15 / 4 – 9 mm	4 – 9 mm	4 – 11 mm	checked ✓	8,0	20	160,0
20 / 4 – 9 mm					15	120,0
30 / 4 – 9 mm					10	80,0
40 / 4 – 9 mm					7	56,0
15 / 5 – 12 mm	5 – 12 mm	5 – 15 mm	checked ✓	5,6	20	112,0
20 / 5 – 12 mm					15	84,0
30 / 5 – 12 mm					10	56,0
40 / 5 – 12 mm					7	39,2
15 / 6 – 15 mm	6 – 15 mm	6 – 19 mm	checked ✓	4,3	20	86,0
20 / 6 – 15 mm					15	64,5
30 / 6 – 15 mm					10	43,0
40 / 6 – 15 mm					7	30,1
20 / 9 – 20 mm	9 – 20 mm	9 – 25 mm	checked ✓	6,6	15	99,0
25 / 9 – 20 mm					12	79,2
30 / 9 – 20 mm					10	66,0
40 / 9 – 20 mm					7	46,2
25 / 11 – 25 mm	11 – 25 mm	–	checked ✓	5,2	12	62,4
30 / 11 – 25 mm					10	52,0
40 / 11 – 25 mm					7	36,4
35 / 18 – 34 mm	18 – 34 mm	–	–	3,3	8	26,4
40 / 18 – 34 mm					7	23,1
40 / 24 – 42 mm	24 – 42 mm	–	–	2,6	7	18,2
50 / 24 – 42 mm					6	15,6

** Movement in structural elements and temporary longitude changes are to be taken into account by the max. joint width.
If you have any questions about the areas of the application, please send an e-mail to: technik@iso-chemie.de

EXTRA LONG RUNNING LENGTHS


The roll lengths for the joint dimensions 9–20 and 11–25 mm have been adapted to the requirements on the construction site and are now produced in extra-long running lengths. This results in less waste and significantly increases installation efficiency.

ADVANTAGES OF EXTRA LONG LENGTHS

- Significantly fewer tape joints
- Less waste due to fewer tape joints
- Quicker processing
- Easier handling
- Improved appearance of joints
- Reduced risk of leakage at the tape joints

Technical data	Standard	Classification according to DIN 18542		
		BG 1	BG 2	BGR
Material description		impregnated PUR flexible foam		
Basis		fire resistant polymeric dispersion		
Colour		grey, black	grey, black	grey, black
Air permeability coefficient ift externally supervised	DIN EN 12114	$\alpha < 1.0 \text{ m}^3 / [\text{h} \cdot \text{m} \cdot (\text{daPa})^n]$	$\alpha < 1.0 \text{ m}^3 / [\text{h} \cdot \text{m} \cdot (\text{daPa})^n]$	$\alpha < 0.1 \text{ m}^3 / [\text{h} \cdot \text{m} \cdot (\text{daPa})^n]$
Impermeable to driving rain, single joint, ift externally supervised	DIN EN 1027	$\geq 600 \text{ Pa}$	$\geq 300 \text{ Pa}$ for BG 2 joint width	$\geq 600 \text{ Pa}$
Impermeable to driving rain, joint intersection	DIN EN 1027	$\geq 600 \text{ Pa}$	–	$\geq 600 \text{ Pa}$
Temperature stability range	DIN 18542	-30 °C to +90 °C	-20 °C to +60 °C	-30 °C to +90 °C
UV light and weather stability	DIN 18542	requirements fulfilled	–	requirements fulfilled
Compatibility with adjacent building materials	DIN 18542	requirements fulfilled	requirements fulfilled	requirements fulfilled
Dimension tolerance	DIN 7715 T5 P3	requirements fulfilled	requirements fulfilled	requirements fulfilled
Building material class	DIN 4102-1	B1 (fire resistant)	B2	B1 (fire resistant)
Fire behaviour	DIN EN 13501-1	–	E (flammable)	–
Thermal conductivity	DIN EN 12667	$\lambda = 0,043 \text{ W/m} \cdot \text{K}$	$\lambda = 0,043 \text{ W/m} \cdot \text{K}$	$\lambda = 0,043 \text{ W/m} \cdot \text{K}$
Water vapour diffusion resistance μ	DIN EN ISO 12572	≤ 100	≤ 100	≤ 100
Long term stability		10 year performance guarantee*		
ETA - 07/0072		CE mark since 2007	CE mark since 2007	CE mark since 2007
sd-value	DIN EN ISO 12572	$\leq 0.5 \text{ m}$ for 50 mm width (vapour diffusion permeability)		
Shelf life		2 years, dry and in original packing		
Storage temperature		+1 °C to +20 °C	+1 °C to +20 °C	+1 °C to +20 °C

ISO-BLOCO 600 MAXIBOND EDITION



PRODUCT DESCRIPTION

ISO-BLOCO 600 „MAXIBOND EDITION“ is an impregnated PUR sealing tape with very high adhesive strength which offers very good initial adhesion, even on difficult substrates such as clinker or brick. The high elasticity allows the tape to cling perfectly to the joint faces on both sides. As a quality-tested BG 1 joint sealing tape, it meets the demanding requirements of DIN 18542, 2020 edition. As well as having a driving rain impermeability of more than 600 Pa (corresponding to wind force 11), ISO-BLOCO 600 „MAXIBOND EDITION“ also offers outstanding sound and thermal insulation properties.

APPLICATION

A versatile product that has a wide range of uses, but generally for sealing construction joints (including moving joints) in areas such as between prefabricated concrete, skylights, cladding panels, curtain walling and perimeter seals for fenestration (windows/doors). Used in a variety of construction methods and industries including, general construction & civil engineering, steel and/or timber framed buildings and modular construction.

PRODUCT ADVANTAGES

- very high adhesive strength for installation, even on substrates such as clinker and brick
- time-saving installation, regardless of the weather conditions
- long continuous lengths for increased ease of installation and fewer tape joints
- meets the requirements of DIN 18542:2009 BG 1
- seals reliably against driving rain, wind, dust and splashwater
- safety thanks to wide area of application for joints
- vapour diffusion permeable
- permanently elastic with long term life expectancy
- can be painted over using standard emulsion paints
- can be used in all areas of construction and building types
- constant quality to DIN standards
- complies with the requirements of the Building Energy Act and the recommendations of the RAL "installation guide"





Technical data	Standard	Classification according to DIN 18542
Material description		impregnated PUR soft foam
Base		flame-retardant polymer dispersion
Colour		black, grey
Building material class	DIN 4102-1	B1 (hardly flammable)
Air permeability coefficient ift externally supervised	DIN EN 12114	$\alpha < 1.0 \text{ m}^3 / [\text{h} \cdot \text{m} \cdot (\text{daPa})^{2/3}]$
Impermeable to driving rain, ift externally supervised	DIN EN 1027	$\geq 600 \text{ Pa}$
Temperature stability range	DIN 18542	-30 °C to +90 °C
UV light and weather stability	DIN 18542	Requirements fulfilled
Compatibility with adjacent building materials	DIN 18542	Requirements fulfilled
Dimension tolerance	DIN 7715 T5 P3	Requirements fulfilled
Thermal conductivity	DIN EN 12667	$\lambda = 0.043 \text{ W/m} \cdot \text{K}$
sd-value	DIN EN ISO 12572	$\leq 0.5 \text{ m}$ at 50 mm width (open to vapour diffusion)
Shelf life		2 years, stored dry and in original packaging
Storage temperature		+1 °C to +20 °C

Tape width / area of application	Recommended joint width** BG 1	Roll (metres)	Rolls / Carton	Carton (metres)
15 / 6 – 15 mm	6 – 15 mm	4.3	20	86.0
20 / 9 – 20 mm	9 – 20 mm	6.6	15	99.0
25 / 11 – 25 mm	11 – 25 mm	5.2	12	62.4
35 / 18 – 34 mm	18 – 34 mm	3.3	8	26.4

** Movement in structural elements and temporary longitude changes are to be taken into account by the max. joint width.
If you have any questions about the areas of the application, please send an e-mail to: technik@iso-chemie.de


Alternative dimensions available on request.



Installation example: ISO-BLOCO 600 „MAXIBOND“

ISO-BLOCO 300

PREMIUM EDITION



PRODUCT DESCRIPTION

ISO-BLOCO 300 is a polymer dispersion impregnated PUR sealing tape. In its compressed state it is ideal for use against driving rain, dust and drafts. With the appropriate compression, it offers a reliable protection against driving rain to a minimum of 300Pa (this is equivalent to strong gale force 9). ISO-BLOCO 300 can also be used as sound insulation. It meets the high qualification requirements for the BG2 classification, in accordance with DIN 18542:2020.

APPLICATION

ISO-BLOCO 300 is suitable for sealing joints and connections in building constructions and facades. It is particularly suitable for applications involving windows, metal, masonry, wood and drywall constructions. ISO-BLOCO 300 can also be used as a thermal barrier tape.



PRODUCT ADVANTAGES

- complies with DIN 18542 BG 2 and UK Building Regulations
- seals against driving rain, wind and dust
- permanently elastic with life long movement capacity
- vapour diffusion permeable – breathable
- thermal and acoustic insulating properties
- self-adhesive to aid installation / location
- can be painted with standard emulsion paints
- compatible with all known building materials / areas
- constant quality control to DIN standards
- complies with the requirements of the Building Energy Act (EnEV was valid 31.10.20) and the recommendations of the RAL "installation guide"
- 10 Year Function Warranty*

* On the conditions of the manufacturer (available on request).






Technical data	Standard	Classification
Material description		impregnated PUR flexible foam
Impregnant		fire resistant polymeric dispersion
Colour		grey, black
Classification, according to	DIN 18542	BG 2
Air permeability coefficient	DIN EN 12114	$\alpha < 1.0 \text{ m}^3 / [\text{h} \cdot \text{m} \cdot (\text{daPa})^n]$
Impermeable to driving rain, single joint	DIN EN 1027	$\geq 300 \text{ Pa}$
Temperature stability range	DIN 18542	-30°C to +90°C
UV light and weather stability	DIN 18542	requirements fulfilled
Compatibility with adjacent building materials	DIN 18542	requirements fulfilled
Dimension tolerance	DIN 7715 T5 P3	requirements fulfilled
Building material class	DIN 4102	B1 (fire resistant)
Thermal conductivity	DIN EN 12667	$\lambda = 0.043 \text{ W/m} \cdot \text{K}$
Water vapour diffusion resistance μ	DIN EN ISO 12572	≤ 100
ETA - 07/0073		CE mark since 2007
sd-value	DIN EN ISO 12572	$\leq 0.5 \text{ m}$ for 50 mm width (vapour diffusion permeability)
Shelf life		1 year, dry and in original packing
Storage temperature		+1°C to +20°C

Tape width / area of application	Recommended joint width*	Carton (metres)
8 / 1 – 2 mm	1 – 2 mm	740.0
10 / 1 – 2 mm		600.0
15 / 1 – 2 mm		400.0
10 / 1 – 4 mm	1 – 4 mm	390.0
15 / 1 – 4 mm		260.0
20 / 1 – 4 mm		195.0
10 / 2 – 6 mm	2 – 6 mm	360.0
15 / 2 – 6 mm		240.0
20 / 2 – 6 mm		180.0
10 / 4 – 9 mm	4 – 9 mm	240.0
15 / 4 – 9 mm		160.0
20 / 4 – 9 mm		120.0
12 / 5 – 12 mm	5 – 12 mm	140.0
15 / 5 – 12 mm		112.0
20 / 5 – 12 mm		84.0
15 / 6 – 15 mm	6 – 15 mm	86.0
20 / 6 – 15 mm		64.5
30 / 6 – 15 mm		43.0
20 / 9 – 20 mm	9 – 20 mm	99.0
25 / 9 – 20 mm		79.2
30 / 9 – 20 mm		66.0
25 / 11 – 25 mm	11 – 25 mm	62.4
30 / 11 – 25 mm		52.0
40 / 11 – 25 mm		36.4

Alternative dimensions available on request.

* Movement in the structure and temporary longitude changes are to be taken into account when determining the max. joint width.



Installation example: ISO³-WINDOW SEALING SYSTEM


SERVICE

- standard sizes available from stock
- private label and / or special labelling available
- non-standard widths available on request
- competent experienced technical support available in the field and by phone

PACKAGING

pre-compressed rolls with one side self-adhesive (to aid installation) in cardboard cartons

ISO-BLOCO AIR



PRODUCT DESCRIPTION

ISO-BLOCO AIR is an absolutely air tight, pre-compressed and self-expanding joint sealing tape. With its proven hybrid technology, ISO-BLOCO AIR meets the requirements of the Building Energy Act (GEG) for 100% air tight building envelopes and joints. The thermal reduction function in the construction joint is enhanced due to the effective sandwich design. The most important key indicators for ISO-BLOCO AIR are the α -value of $\approx 0.00 \text{ m}^3 / [\text{h} \cdot \text{m} \cdot (\text{daPa})^{2/3}]$, the impermeability to driving rain of more than 750 Pa and fulfilment of the requirements of BG 1 and BGR in a single tape.

APPLICATION

ISO-BLOCO AIR can be used in new builds and renovations. As joint sealing tape 4.0 it meets the requirements of ultra-modern buildings such as low energy, passive and even zero energy or plus energy houses. Permanent functional joint seals in building constructions are guaranteed. ISO-BLOCO AIR ensures simple, reliable and energy-saving seals between mineral, metal, wood and drywall materials, in the sealing of precast concrete units, in masonry joints and in window or door installation.

PACKAGING

Pre-compressed rolls with one side self-adhesive (to aid installation), roll length: 6 m

PRODUCT ADVANTAGES

- thermal reduction barrier in the energy joint due to absolute airtightness
- resistant to driving rain in excess of 750 Pa
- reliability due to wide functional ranges
- permanent movement capacity
- seals a wide range of joints with just two tape dimensions from 5 – 34 mm
- complies with the DIN 18542 BG 1 / BGR
- optimum transportation of humidity
- can be painted over using standard emulsion paints
- constant quality to DIN standards and with regular controls from independent institutions
- complies with the requirements of the Building Energy Act and the recommendations of the RAL "installation guide"
- 10 Year Function Warranty*


* On the conditions of the manufacturer (available on request).



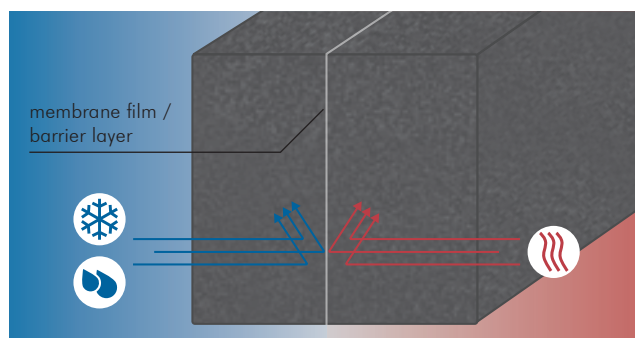
Technical data	Standard	Classification
Material description		impregnated PUR flexible foam with hybrid technology
Base material		flame resistant polymer dispersion
Colour		anthracite
Classification according to	DIN 18542	BG 1 and BGR
Airtightness (External application BG 1)	DIN EN 12114	$a \approx 0.0 \text{ m}^3 / [\text{h} \cdot \text{m} \cdot (\text{daPa})^{2/3}]$
Airtightness (Internal application BGR)	DIN EN 12114	$a \approx 0.0 \text{ m}^3 / [\text{h} \cdot \text{m} \cdot (\text{daPa})^{2/3}]$
Impermeable to driving rain, single joint	DIN EN 1027	$\geq 750 \text{ Pa}$
Impermeable to driving rain, joint intersection	DIN EN 1027	$\geq 750 \text{ Pa}$
Temperature stability range	DIN 18542	-30 °C to +90 °C
UV light and weather stability	DIN 18542	requirements fulfilled
Compatibility with adjacent building materials	DIN 18542	requirements fulfilled
Dimension tolerance	DIN 7715 TP P3	requirements fulfilled
Building material class	DIN 4102	B1 (fire resistant)
Thermal conductivity	DIN EN 12667	$\lambda_{10, \text{tr}} \leq 0.048 \text{ W} / \text{m} \cdot \text{K}$
Shelf life		1 year, dry and in original packing
Storage temperature		+1 °C to +20 °C



Installation example: ISO-BLOCO AIR



Installation example: ISO-BLOCO AIR



3-level functional design (diagram)

Tape width / area of application	Recommended joint width*	Carton (metres)
20 / 5 – 17 mm	5 – 17 mm	78
35 / 10 – 34 mm	10 – 34 mm	48

Alternative dimensions available on request

* Movements in structural elements and temporary longitude changes are to be taken into account when determining the max. joint width.

ISO-BLOCO HF



PRODUCT DESCRIPTION

ISO-BLOCO HF is an impregnated sealing tape, which under compression, is suitable for thermal and acoustic insulation as well as sealing against drafts and dust.

APPLICATION

ISO-BLOCO HF can be used between window couplings or in the perimeter joints between assorted building elements. It is also outstanding as thermal insulation in construction joints, as an excellent substitute to conventional can foams. However above all it is characterised for its thermal and acoustic insulating properties.

SERVICE

- standard sizes available from stock
- private label and / or special labelling available
- non-standard widths available on request
- competent experienced technical support available in the field and by phone

PACKAGING

pre-compressed rolls with one side self-adhesive (to aid installation) in cardboard cartons

PRODUCT ADVANTAGES

- particularly ideal as a sealing and insulation layer in conjunction with the ISO³-WINDOW SEALING SYSTEM
- permanently elastic, providing a constant high level of acoustic and thermal insulation
- vapour diffusion permeable – breathable
- self-adhesive to aid installation / location
- compatible with all established sealant compounds
- low temperature expansion
- constant quality control to DIN standards
- complies with the requirements of the Building Energy Act (EnEV was valid 31.10.20) and the recommendations of the RAL "installation guide"
- 10 Year Function Warranty*

* On the conditions of the manufacturer (available on request).



Installation example: ISO-BLOCO HF



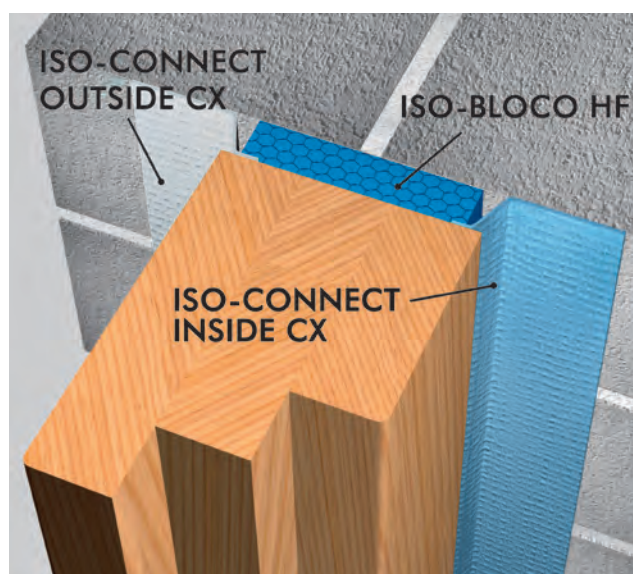


Technical data	Standard	Classification
Material description		impregnated PUR flexible foam
Impregnant		acrylic with flame retarding additives
Colour		grey, black
Temperature stability range	internal	-40°C to +90°C
Compatibility with adjacent building materials	internal	requirements fulfilled
Dimension tolerance	DIN 7715 T5 P3	requirements fulfilled
Thermal conductivity	DIN EN 12667	$\lambda_{10, tr} \leq 0.046 \text{ W/m} \cdot \text{K}$
Building material class	DIN 4102	B2
Shelf life		1 year, dry and in original packing
Storage temperature		+1 °C to +20 °C

Tape type	Recommended joint width*	Carton (metres)
10 / 2 mm	2 – 3 mm	375.0
15 / 2 mm		250.0
10 / 3 mm	3 – 5 mm	300.0
15 / 3 mm		200.0
15 / 4 mm	4 – 7 mm	160.0
20 / 4 mm		120.0
15 / 6 mm	6 – 10 mm	112.0
20 / 6 mm		84.0
20 / 8 mm	8 – 13 mm	64.5
25 / 8 mm		51.6
20 / 10 mm		49.5

Alternative dimensions available on request.

* Movement in the structure and temporary longitude changes are to be taken into account when determining the max. joint width.




Installation example: ISO³-WINDOW SEALING SYSTEM

SEALING PERFORMANCE

[illegible]

ISO-BLOCO XTHERM



PRODUCT DESCRIPTION

ISO-BLOCO XTHERM is a omni-functional sealing tape with microtherm technology. It was specially developed for thermal insulation that is indirectly exposed to weathering. It is especially suitable for fitting components with larger frame installation depths and commonly available front doors and lift-and-slide doors. It offers excellent thermal insulation properties (Microtherm effect) over the entire installation depth. As it adapts very well to the installation joint, ISO-BLOCO XTHERM also provides excellent sound-proofing.

ISO-BLOCO XTHERM has the properties of a seal that is permeable to vapour diffusion, ensuring that the joint dries out fully.

APPLICATION

- window fitting: ISO-BLOCO XTHERM is easy to fit and saves time during installation in the functional level of window and door connections. The sealing tape is especially suitable for use with lift-and-slide doors.
- facade construction: ISO-BLOCO XTHERM can be used in the facade as a formwork connection or as a contact surface for cast-in-place concrete or concrete elements.
- drywall / timber construction: For interior fittings, it is suitable as a decoupling measure, e.g. for double floors or for use in lightweight partition walls.

PRODUCT ADVANTAGES

- microtherm technology offers low thermal conductivity
- sealing a wide range of joints with only one tape dimension
- easy one step application for a reliable seal
- significant cost advantage through time saving installation during fitting
- can be installed in adverse weather conditions
- acoustic and thermal insulating
- permanently elastic with life long movement capacity
- suitable for lift-and-slide door and front doors
- low tape compression in the joint, reduced compressive stress on lift-and-slide doors in the lintel area
- 10 Year Function Warranty*

* On the conditions of the manufacturer (available on request).

- roof covering: ISO-BLOCO XTHERM is suitable for decoupling and sealing in purlins and roof windows.

PACKAGING

pre-compressed rolls with one side self-adhesive





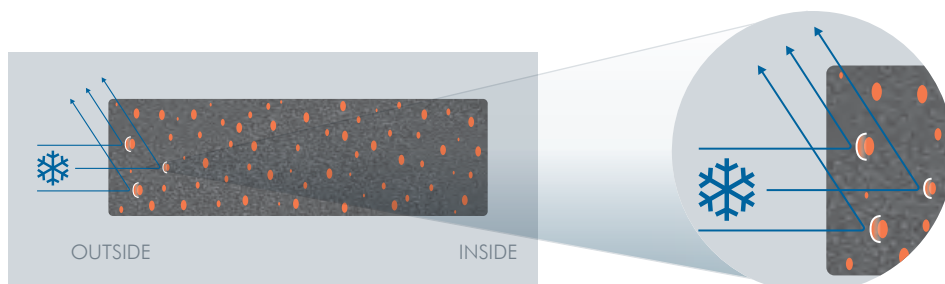
Technical data	Standard	Classification
Material description		impregnated PUR flexible foam
Base material		fire-resistant polymeric dispersion
Colour		black
Joint permeability coefficient	DIN EN 12114	$\alpha < 1.0 \text{ m}^3 / [\text{h} \cdot \text{m} \cdot (\text{daPa})^0]$
Impermeable to driving rain	DIN EN 1027	$\geq 300 \text{ Pa}$
Temperature stability range	DIN 18542	-30 °C to +80 °C
UV light and weather stability	DIN 18542	requirements fulfilled
Compatibility with adjacent building materials	DIN 18542	requirements fulfilled
Dimension tolerance	DIN 7715 TP P3	requirements fulfilled
Fire behaviour	DIN EN 13501	class E
Water vapour diffusion resistance μ	DIN EN ISO 12572	≥ 100
Thermal conductivity	DIN EN 12667	$\lambda_{10, \text{tr}} \leq 0.0375 \text{ W} / \text{m} \cdot \text{K}$
Steam pressure gradient		vapour permeable
Sound insulation		up to 62 dB*
Shelf life		12 months, dry and in original packaging
Storage temperature		+1 °C to +20 °C

* Test set-up with ISO-TOP ACRYLSEAL F on the room side.

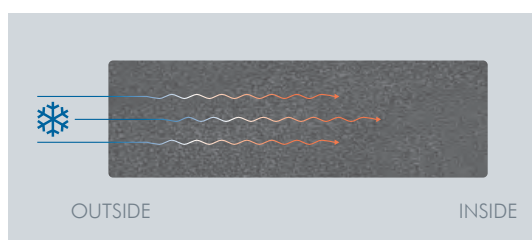
Area of application** joint width (as backfill tape)	Area of application** joint width (Impermeable to driving rain 300Pa)	Roll length (metres)	Tape width (mm) / Carton contents (metres)											
			32	42	52	62	72	82	92	102	112	122	162	192
4 – 16 mm	4 – 12 mm	30	360	270	210	180	150	120	120	90	90	90	60	60
6 – 24 mm	6 – 18 mm	20	240	180	140	120	100	80	80	60	60	60	40	40
8 – 32 mm	8 – 24 mm	15	180	135	150	90	75	60	60	45	45	45	30	30
10 – 40 mm	10 – 30 mm	12		108	84	72	60	48	48	36	36	36	24	24
15 – 60 mm	15 – 45 mm	8				48	40	32	32	24	24	24	16	16

Suitable for joint depths of 35–200 mm. Alternative dimensions available on request.

** Movement of the components and temporary changes of length of the existing joints should be taken into account when determining the right strip size.




ISO-BLOCO XTHERM with microtherm technology



Sealing tape without microtherm technology

ISO-MEMBRA SX



PRODUCT DESCRIPTION

ISO-MEMBRA SX is a special sealing tape based on PUR-flexible foam, which is designed for the reliable sealing of moving joints with large joint tolerances and reliable internal and external sealing in log cabins. It complies with the requirements of the Building Energy Act (EnEV was valid 31.10.20) and the IFBS technical rules for lightweight metal construction. It performs as a highly efficient membrane seal, enabling joints from up to 18mm to be sealed with only 2 sizes of tape: the integrated membrane system ensures an improved sealant against driving rain, at the same time allows trapped building humidity to escape, avoiding damage caused through condensation.

APPLICATION

ISO-MEMBRA SX is outstandingly suitable for sealing joints within the following ranges:

- trapezoidal metal sheets, sandwich elements and metal structures
- timber, log cabins, solid and prefabricated building constructions
- external insulation systems (EWIS)

It is also suitable for sealing window connection joints in old and new building structures and log cabins.

SERVICE

- available at short notice from stock
- competent technical application advice



PRODUCT ADVANTAGES

- fulfils the requirements of the DIN 18542 BG 1 / BGR for large joint tolerances
- impermeable to driving rain in excess of 600 Pa
- integrated membrane system for improved sealing
- high continuous movement absorption
- vapour diffusion permeable
- weather-proof
- suitable for passive house construction
- acoustic and thermal insulating
- externally supervised by ift Rosenheim
- complies with the requirements of the Building Energy Act (EnEV was valid 31.10.20) and the recommendations of the RAL "installation guide"
- 10 Year Function Warranty*

* On the conditions of the manufacturer (available on request).

FINISHES

- Finish A: single side self-adhesive (assists application)
- Finish B: without self-adhesive (log cabins)

PACKAGING

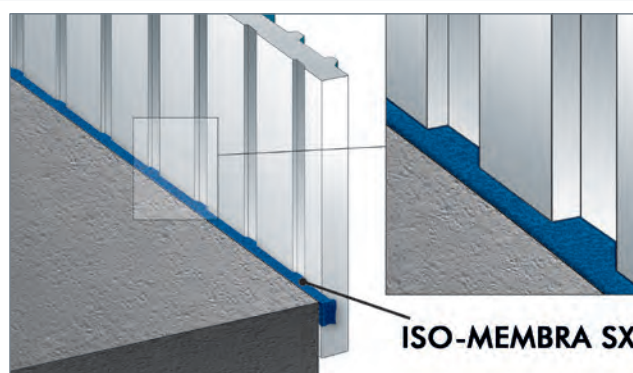
pre-compressed rolls, one side self-adhesive (assists application)



Technical data	Standard	Classification
Colour		anthracite
Classification according to	DIN 18542	BG 1 and BGR
Building material class	DIN 4102	B1 (flame resistant)
Air permeability coefficient	DIN EN 12114	$\alpha < 0.1 \text{ m}^3 / [\text{h} \cdot \text{m} \cdot (\text{daPa})^n]$
Impermeable to driving rain on joints	DIN EN 1027	$\geq 600 \text{ Pa}$
Impermeable to driving rain on joint crossings	DIN EN 1027	$\geq 600 \text{ Pa}$
Thermal conductivity		$\lambda = 0.041 \text{ W/m} \cdot \text{K}$
Water vapour diffusion resistance μ	DIN 12572	≤ 100
Temperature change stability range	DIN 18542	-30°C to $+90^\circ\text{C}$
Temperature stability range	DIN EN 12667	-40°C to $+100^\circ\text{C}$
UV light and weather stability	DIN 18542	requirements fulfilled
Compatibility with adjacent building materials	DIN 18542	requirements fulfilled
Dimension tolerance	DIN 7715 T5 P3	requirements fulfilled
ETA - 08/0249		CE mark since 2008
Shelf life		1 year, dry and in original packing
Storage temperature		$+1^\circ\text{C}$ to $+20^\circ\text{C}$



Performance principle of membrane seal



Installation example: sandwich elements



FOR METAL CONSTRUCTIONS

Tape width / area of application	Recommended joint width*	Carton (metres)
15 / 1 – 4 mm	1 – 4 mm	400.0
15 / 2 – 6 mm	2 – 6 mm	360.0
15 / 3 – 9 mm	3 – 9 mm	240.0
15 / 5 – 12 mm	5 – 12 mm	180.0
20 / 6 – 18 mm	6 – 18 mm	84.0

* Movement in the structure and temporary longitude changes are to be taken into account when determining the max. joint width.




FOR LOG CABINS**

Tape width / area of application	Recommended joint width	Carton (metres)
70 / 1 – 4 mm	1 – 4 mm	80.0
80 / 2 – 6 mm	2 – 6 mm	54.0
90 / 3 – 9 mm	3 – 9 mm	30.0

** ISO-MEMBRA SX „Finish B“ without elongation-protection, without self-adhesive.

ISO-BLOCO HYBRATEC



PRODUCT DESCRIPTION

ISO-BLOCO HYBRATEC is a multi-functional tape 4.0 that is equipped with hybrid technology. The new hybrid technology combines the high resistance of film technology to air and driving rain with the reliable flexibility and movement absorption ability of high-quality multi-functional tapes tested and certified to MF 1 (previously BG 1 and BGR). With an α -value of $0.00 \text{ m}^3/[\text{h} \cdot \text{m} \cdot (\text{daPa})^{2/3}]$, the pre-compressed tape is 100% air tight when used on the interior and thus prevents convection heat losses. By integrating several barrier layers, ISO-BLOCO HYBRATEC complies with the principle “inside tighter than outside”.

APPLICATION

ISO-BLOCO HYBRATEC is the multi-functional tape that meets the requirements of state-of-the-art buildings 100% in terms of energy efficiency and reliability. It offers the absolute airtightness and maximum thermal protection that is mandatory for passive houses and zero-energy houses as well as a high resistance to driven rain that has been adapted to climate change yet still guarantees long-term permanent absorption of movement. ISO-BLOCO HYBRATEC is the suitable multi-functional tape 4.0 for all these requirements.

PACKAGING

Pre-compressed rolls with one side self-adhesive (to aid installation)

PRODUCT ADVANTAGES

- hybrid technology thanks to film barrier layers
- sealing of a wide range of different joints with one tape dimension 6 – 40 mm
- absolutely air tight thanks to several barrier layers of film
- double protection thanks to hybrid technology
- no flow of warm air from the inside to the outside
- maximum energy saving
- resistant to driven rain in excess of 1,050 Pa
- complies with the principle “inside tighter than outside” thanks to several barrier layers of film
- optimum transportation of humidity
- high drying effect
- high functional reliability due to large expansion ability
- certified Passive House component
- complies with the requirements of the Building Energy Act and the recommendations of the RAL “installation guide”
- 10 Year Function Warranty*

* On the conditions of the manufacturer (available on request).

ACCESSORIES

ISO-TOP FLEX-ADHESIVE XP for gluing tape joints





Technical data	Standard	Classification
Material description		impregnated PUR flexible foam with hybrid technology
Colour		black
Impermeable to driving rain	DIN EN 1027	$\geq 1,050\text{Pa}$
Temperature stability range	DIN 18542	-30°C to $+80^{\circ}\text{C}$
Classification according to	DIN 18542-2020	MF 1 (BG 1 / BGR)
Air permeability coefficient	DIN EN 12114	$\alpha < 0.00\text{m}^3 / [\text{h} \cdot \text{m} \cdot (\text{daPa})^{2/3}]$
Compatible with adjacent building materials	DIN 18542	requirements fulfilled
Dimension tolerance	DIN 7715 TP P3	requirements fulfilled
Building material class	DIN 4102	B1 (fire resistant)
Thermal conductivity	DIN EN 12667	$\lambda_{10,\text{tr}} \leq 0.048\text{W} / \text{m} \cdot \text{K}$
U-value: window construction depth 60mm / 70mm / 80mm	DIN 4108-3	$U = 0.8\text{W} / (\text{m}^2 \cdot \text{K}) / 0.7\text{W} / (\text{m}^2 \cdot \text{K}) / 0.6\text{W} / (\text{m}^2 \cdot \text{K})$
Sound reduction		up to 60 dB
Humidity management	DIN 4108-3 DIN EN ISO 10077-2	drying consistency thanks to hybrid technology
Shelf life		1 year, dry and in original packing
Storage temperature		$+1^{\circ}\text{C}$ to $+20^{\circ}\text{C}$

Tape width	Recommended joint width*		
	S	M	XL
30 mm	3 – 14 mm	4 – 20 mm	6 – 40 mm
40 mm	3 – 14 mm	4 – 20 mm	6 – 40 mm
55 mm	3 – 14 mm	4 – 20 mm	6 – 40 mm
65 mm	3 – 14 mm	4 – 20 mm	6 – 40 mm
70 mm	3 – 14 mm	4 – 20 mm	6 – 40 mm
75 mm	3 – 14 mm	4 – 20 mm	6 – 40 mm
80 mm	3 – 14 mm	4 – 20 mm	6 – 40 mm
85 mm	3 – 14 mm	4 – 20 mm	6 – 40 mm
95 mm	3 – 14 mm	4 – 20 mm	6 – 40 mm
105 mm	3 – 14 mm	4 – 20 mm	6 – 40 mm

* Movement in structural elements and temporary longitude changes are to be taken into account by the max. joint width.



Installation example: ISO-BLOCO HYBRATEC

ISO-BLOCO MULTITEC



PRODUCT DESCRIPTION

ISO-BLOCO MULTITEC is an MF1-tested pre-compressed multi-functional tape with hybrid technology for creating 3-layer seals around window, door and other connection joints that are air tight, impermeable to driving rain and thermally insulating. This hybrid combination of flexible, impregnated foam and an air tight, moisture-regulating membrane film layer provides reliable and cost-effective joint sealing in accordance with the “inside tighter than outside” principle. Even when subject to extreme climate changes, ISO-BLOCO MULTITEC offers excellent structural movement compensation and due to its ability to continuously absorb movement; reliably prevents convection heat loss.

APPLICATION

ISO-BLOCO MULTITEC is the hybrid further development of conventional multi-functional tapes with integrated film barrier layer. It is ideal for the requirements of energy-efficient joint sealing when installing windows or doors and when sealing structural and modular elements. In new builds and renovations, ISO-BLOCO MULTITEC can be applied directly to the building structure in combination with supporting frames and can be used for in front of wall installation in the insulation level. It offers the specified airtightness and maximum thermal protection for all types of building (e.g. KfW energy-efficient houses, passive houses and plus energy houses).

PRODUCT ADVANTAGES

- MF1-tested 3-level-sealing
- improved airtightness thanks to integrated membrane film
- cost-effective sealing of structural joints
- optimised storage costs thanks to wide sealing application range
- saves energy thanks to excellent thermal insulation and air tightness
- healthy living environment due to optimising f_{RSi} factor
- weather-resistant without additional measures (MF1)
- clear identification of the tape quality, dimension
- complies with the requirements of the Building Energy Act and the recommendations of the RAL “installation guide”
- 10 Year Function Warranty*

* On the conditions of the manufacturer (available on request).

PACKAGING

rolls, roll length: 30 m (dimension S), 20 m (dimension M), 12 m (dimension L)

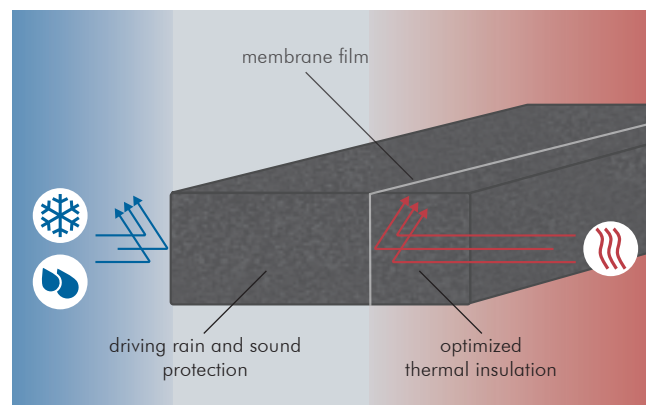




Technical data	Standard	Classification
Material description		impregnated PUR flexible foam with hybrid technology
Colour		anthracite
Impermeable to driving rain, single joint	DIN EN 1027	$\geq 600 \text{ Pa}$
Temperature stability range	DIN 18542	-30°C to $+80^\circ\text{C}$
Classification according to	DIN 18542-2020	MF 1
Air permeability coefficient	DIN EN 12114	$\alpha < 0.05 \text{ m}^3 / [\text{h} \cdot \text{m} \cdot (\text{daPa})^{2/3}]$
Protection of the functional level	DIN 18542	fulfilled
Compatibility with adjacent building materials	DIN 18542	requirements fulfilled
Dimension tolerance	DIN 7715 TP P3	requirements fulfilled
Building material class	DIN 4102	B1 (fire resistant)
Thermal conductivity	DIN EN 12667	$\lambda_{10, \text{tr}} \leq 0.049 \text{ W/m} \cdot \text{K}$
U-value for tape width 65 mm / 70 mm / 75 mm	DIN 4108-3	$U = 0.8 \text{ W}/(\text{m}^2 \cdot \text{K}) / 0.7 \text{ W}/(\text{m}^2 \cdot \text{K}) / 0.65 \text{ W}/(\text{m}^2 \cdot \text{K})$
Sound reduction		up to 54 dB
Humidity management	DIN 4108-3 DIN EN ISO 10077-2	drying consistency thanks to hybrid technology
Shelf life		1 year, dry and in original packing
Storage temperature		$+1^\circ\text{C}$ to $+20^\circ\text{C}$

Tape width / area of appli- cation	Recommended joint width*			
MF1	S	M	L	
60 mm	4 – 10 mm	6 – 20 mm	10 – 30 mm	
64 mm	4 – 10 mm	6 – 20 mm	10 – 30 mm	
70 mm	4 – 10 mm	6 – 20 mm	10 – 30 mm	
74 mm	4 – 10 mm	6 – 20 mm	10 – 30 mm	
80 mm	4 – 10 mm	6 – 20 mm	10 – 30 mm	
84 mm	4 – 10 mm	6 – 20 mm	10 – 30 mm	
90 mm	4 – 10 mm	6 – 20 mm	10 – 30 mm	
94 mm	4 – 10 mm	6 – 20 mm	10 – 30 mm	
100 mm	4 – 10 mm	6 – 20 mm	10 – 30 mm	
104 mm	4 – 10 mm	6 – 20 mm	10 – 30 mm	

* Movements in structural elements and temporary longitude changes are to be taken into account when determining the max. joint width.



3-level functional design (diagram)

ACCESSORIES

ISO-TOP FLEX-ADHESIVE XP for gluing tape joints

ISO-BLOCO MULTITEC

TIMBER EDITION



PRODUCT DESCRIPTION

ISO-BLOCO MULTITEC „TIMBER EDITION“ is a pre-compressed multi-functional tape with hybrid technology for creating 3-layer seals around window, door and other connection joints that are air tight, impermeable to driving rain and thermally insulating. It was specially developed for prefabricated timber and log construction. This hybrid combination of flexible, impregnated foam and an air tight, moisture-regulating foil membrane layer allows reliable and cost-effective joint sealing with an barrier membrane to minimise the water penetration depth. Specifically tailored to the narrow joints in prefabricated timber construction, the timber construction aspect of ISO-BLOCO MULTITEC „TIMBER EDITION“ allows sufficient space for installation, with special emphasis on cost-effectiveness.

APPLICATION

ISO-BLOCO MULTITEC „TIMBER EDITION“ is the hybrid further development of conventional multi-functional tapes with foil barrier layer. It is ideal for sealing joints in prefabricated timber construction, timber frame house building, when extending roof space in the gable and dormer area and when creating air tightness in log houses. Widths can be custom manufactured with thicknesses dimensioned to suit, so this tape meets the specific requirements and offers optimum solutions for timber construction. In addition to the airtightness, which clearly exceeds the requirements set out in standards, the multi-functional tape keeps the connection area dry and protects the building structure with its barrier membrane.

PRODUCT ADVANTAGES

- perfectly tailored to the requirements of timber construction
- improved airtightness thanks to integrated membrane film
- ensures dry connection areas
- matching joint function range
- exceeds airtightness requirements in standards
- widths can be custom manufactured
- high adaptability in joints between timber logs
- weather-resistant without additional measures (MF1)
- reduces the water penetration depth
- complies with the requirements of the Building Energy Act and the recommendations of the RAL "installation guide"
- 10 Year Function Warranty*

* On the conditions of the manufacturer (available on request).

PACKAGING

rolls, roll length: 30 m




Technical data	Standard	Classification
Material description		impregnated PUR flexible foam with hybrid technology
Colour		anthracite
Impermeable to driving rain, single joint	DIN EN 1027	$\geq 600 \text{ Pa}$
Temperature stability range	DIN 18542	-30°C to $+80^\circ\text{C}$
Classification according to	DIN 18542-2020	MF 1
Air permeability coefficient	DIN EN 12114	$\alpha < 0.05 \text{ m}^3 / [\text{h} \cdot \text{m} \cdot (\text{daPa})^{2/3}]$
Protection of the functional level	DIN 18542	fulfilled
Compatibility with adjacent building materials	DIN 18542	requirements fulfilled
Dimension tolerance	DIN 7715 TP P3	requirements fulfilled
Building material class	DIN 4102	B1 (fire resistant)
Thermal conductivity	DIN EN 12667	$\lambda_{10, \text{tr}} \leq 0.049 \text{ W/m} \cdot \text{K}$
U-value for tape width 65 mm / 70 mm / 75 mm	DIN 4108-3	$U = 0.8 \text{ W}/(\text{m}^2 \cdot \text{K}) / 0.7 \text{ W}/(\text{m}^2 \cdot \text{K}) / 0.65 \text{ W}/(\text{m}^2 \cdot \text{K})$
Sound reduction		up to 54 dB
Humidity management	DIN 4108-3 DIN EN ISO 10077-2	drying consistency thanks to hybrid technology
Shelf life		1 year, dry and in original packing
Storage temperature		$+1^\circ\text{C}$ to $+20^\circ\text{C}$

Tape width / area of application	Area of application joint width*	Carton (metres)
60 mm	4 – 10 mm	180
64 mm	4 – 10 mm	180
70 mm	4 – 10 mm	150
74 mm	4 – 10 mm	150
80 mm	4 – 10 mm	150
84 mm	4 – 10 mm	120
90 mm	4 – 10 mm	120
94 mm	4 – 10 mm	120
100 mm	4 – 10 mm	120
104 mm	4 – 10 mm	90
114 mm	4 – 10 mm	90
124 mm	4 – 10 mm	90
134 mm	4 – 10 mm	90
144 mm	4 – 10 mm	60
154 mm	4 – 10 mm	60
164 mm	4 – 10 mm	60
174 mm	4 – 10 mm	60
184 mm	4 – 10 mm	60
194 mm	4 – 10 mm	60

* Movements in structural elements and temporary longitude changes are to be taken into account when determining the max. joint width.



ISO-BLOCO ONE



PRODUCT DESCRIPTION

ISO-BLOCO ONE is a special multi-functional all-in-one joint sealing tape with outstanding properties. Having an α -value of $0.00 \text{ m}^3 / [\text{h} \cdot \text{m} \cdot (\text{daPa})^{2/3}]$ the pre-compressed tape is 100% air tight at the internal seal area, contributing in minimising heat loss by convection. It also possesses an optimal vapour diffusion gradient from the inside outwards (40:1) enhancing the external transmission of moisture, enabling the joints to dry out quicker.

APPLICATION

This all-in-one PUR-flexible foam sealant tape combines all the requirements of the Building Energy Act (GEG, EnEV was valid 31.10.20), the RAL "installation guide" and the UK Building Regulations in one product. It is particularly suitable for the reliable, uncomplicated and time saving perimeter sealing of windows and doors. This intelligent joint sealing tape functions around the 3-level-principal. Externally it provides, with more than 750 Pa, high resistance to driven rain, within the middle area it provides thermal and acoustic insulation and internally it is absolutely air tight as well as a water vapour barrier.

SERVICE

- standard sizes available from stock
- competent experienced technical support available in the field and by phone

PRODUCT ADVANTAGES

- 3-level-sealant with just one product
- resistant to driven rain in excess of 750 Pa optimal outwards vapour diffusion
- reduces convection heat loss
- high functional reliability due to large expansion ability
- sealing a wide range of joint sizes with a minimum of tape dimensions
- easy one step application for a reliable seal
- significant cost advantage through time saving installation
- certified Passive House component
- can be installed in adverse weather conditions
- complies with the requirements of the Building Energy Act (EnEV was valid 31.10.20) and the recommendations of the RAL "installation guide"
- 10 Year Function Warranty*

* On the conditions of the manufacturer (available on request).

PACKAGING

pre-compressed rolls with one side self-adhesive (to aid installation) in cardboard cartons





Technical data	Standard	Classification
Material description		impregnated PUR flexible foam with special film
Colour		black
Impermeable to driving rain	DIN EN 1027	$\geq 750 \text{ Pa}$
Impermeable to driving rain, joint intersection	DIN EN 1027	MF 1
Temperature stability range	DIN 18542	-30°C to $+80^\circ\text{C}$
Classification according to	DIN 18542-2020	MF 1 (BG 1 / BGR)
Air permeability coefficient	DIN EN 12114	$\alpha < 0.00 \text{ m}^3 / [\text{h} \cdot \text{m} \cdot (\text{daPa})^{2/3}]^{**}$
UV light and weather stability	DIN EN ISO 4892-2	MF 1
Compatible with adjacent building materials	DIN 52453	requirements fulfilled
Dimension tolerance	DIN 7715 T5 P3	requirements fulfilled
Building material class	DIN 4102	B1 (fire resistant)
Thermal conductivity	DIN EN 12667	$\lambda_{10, \text{tr}} \leq 0.048 \text{ W} / \text{m} \cdot \text{K}$
U-value: window construction depth 60 mm / 70 mm / 80 mm	DIN 4108-3	$U = 0.8 \text{ W} / (\text{m}^2 \cdot \text{K}) / 0.7 \text{ W} / (\text{m}^2 \cdot \text{K}) / 0.6 \text{ W} / (\text{m}^2 \cdot \text{K})$
Sound reduction		up to 56 dB in 10 mm joint
sd-value gradient (from internal to external)	DIN EN ISO 12572	$\approx 40:1$ (internal ≥ 22 ; external ≤ 0.5)
ETA - 15/0407		CE mark since 2015
Shelf life		1 year, dry and in original packing
Storage temperature		$+1^\circ\text{C}$ to $+20^\circ\text{C}$

** no measurable air penetration according to DIN EN 12114.

Tape width / area of application	Window construction depth	Recommended joint width***	Carton (metres)
54 / 2 – 12 mm	60 mm	2 – 12 mm	210.0
64 / 2 – 12 mm	70 mm		180.0
74 / 2 – 12 mm	80 mm		150.0
82 / 2 – 12 mm	90 mm		120.0
54 / 3 – 18 mm	60 mm	3 – 18 mm	140.0
64 / 3 – 18 mm	70 mm		120.0
74 / 3 – 18 mm	80 mm		100.0
82 / 3 – 18 mm	90 mm		80.0
54 / 5 – 30 mm	60 mm	5 – 30 mm	84.0
64 / 5 – 30 mm	70 mm		72.0
74 / 5 – 30 mm	80 mm		60.0
82 / 5 – 30 mm	90 mm		48.0

Alternative dimensions available on request.

*** Movement in structural elements and temporary longitude changes are to be taken into account by the max. joint width.

ACCESSORIES

ISO-TOP FLEX-ADHESIVE PA and ISO-TOP FLEX-ADHESIVE XP




Installation example: ISO-BLOCO ONE

ISO-BLOCO ONE „SET“

ISO-BLOCO ONE „SET“ can be used for construction depths greater than 82 mm. Here, ISO-BLOCO ONE is combined with an extension tape (without inner sealing membrane). The two tapes are bonded parallel on the frame edge with a small gap between them. See our current article list for details of the ISO-BLOCO ONE „SET“ tape dimension combinations available.

ISO-BLOCO ONE CONTROL



PRODUCT DESCRIPTION

ISO-BLOCO ONE CONTROL is a pre-compressed multi-functional joint sealing tape packed in a tear-off activation film. Designed for sealing windows in accordance with Energy Saving Standards according to the RAL "installation guide". It was developed especially to allow simple and reliable pre-fitting. The tear-off cover ensures that the window sealing tape remains compressed, even when the roll is unwound. ISO-BLOCO ONE CONTROL now makes it possible to pre-fit a 3-level seal in the workshop. The easy-to-use pre-fitted tape packaged in a robust film combines three functional areas based on the RAL 3-level principle. The 1,050 Pa outer area offers particularly high resistance to driving rain, while the middle area provides reliable thermal and acoustic insulation. The inner area with an a-rating of 0.00 guarantees a 100% air tight seal.

ISO-BLOCO ONE CONTROL thus helps to minimise heat losses due to convection as described in the current Energy Saving Standards. It also has an optimum vapour diffusion gradient from inside to outside (40 : 1) creating effective moisture transport to the outside and thus rapid drying of the joint.

ACCESSORIES

- ISO-TOOL Clip for quick and easy pre-fitting on PVC windows frames
- ISO-TOOL Cut special blade for creating reliable corners
- ISO-TOP FLEX-ADHESIVE PA and ISO-TOP FLEX-ADHESIVE XP

PRODUCT ADVANTAGES

- the tape is activated exactly when required for controlled expansion
- cost advantage and time saving due to straight-forward pre-fitting off site
- can be fitted regardless of the temperature or weather conditions and no need for external access
- 3-level seal with just one product and in a single operation
- a wide range of joints can be sealed with just a few tape dimensions
- resistant to driven rain in excess of 1,050 Pa high sd-value gradient, optimum moisture transport to the outside, tested and defined
- internal airtightness minimises heat losses caused by convection
- suitable for passive house construction
- complies with the requirements of the Building Energy Act (EnEV was valid 31.10.20) and the recommendations of the RAL "installation guide"
- 10 Year Function Warranty*

* On the conditions of the manufacturer (available on request).





Technical data	Standard	Classification
Material description		impregnated PUR flexible foam with special film and tear-off activation film
Colour		black
Impermeable to driving rain	DIN EN 1027	$\geq 1,050 \text{ Pa}$
Impermeable to driving rain on joint intersections	DIN EN 1027	$\geq 600 \text{ Pa}$
Temperature stability range	DIN 18542	-30°C to $+80^\circ\text{C}$
Classification according to	DIN 18542-2020	MF 1 (BG 1 / BGR)
Air permeability coefficient	DIN EN 12114	$\alpha < 0.00 \text{ m}^3 / [\text{h} \cdot \text{m} \cdot (\text{daPa})^{2/3}]$
Compatible with adjacent building materials	DIN 18542	requirements fulfilled
Dimension tolerance	DIN 7715 T5 P3	requirements fulfilled
Building material class	DIN 4102	B1 (fire resistant)
Thermal conductivity	DIN EN 12667	$\lambda_{10, \text{tr}} \leq 0.05 \text{ W} / \text{m} \cdot \text{K}$
U-value: window construction depth 70 mm / 80 mm / 90 mm	DIN 4108-3	$U = 0.7 \text{ W} / (\text{m}^2 \cdot \text{K}) / 0.6 \text{ W} / (\text{m}^2 \cdot \text{K}) / 0.55 \text{ W} / (\text{m}^2 \cdot \text{K})$
Sound reduction		45 dB in 10 mm joint
sd-value gradient (from internal to external)	DIN EN ISO 12572	$\approx 40:1$ (internal ≥ 22 ; external ≤ 0.5)
ETA - 15/0407		CE mark since 2015
Shelf life		1 year, dry and in original packing
Storage temperature		$+1^\circ\text{C}$ to $+20^\circ\text{C}$

Maximum time between pre-fitting and installation as per manufacturer's specification.

Tape widths	Window construction depth*	Recommended joint width**
60 – 94 mm***	60 – 96 mm	6 – 20 mm
60 – 94 mm***	60 – 96 mm	8 – 33 mm

Alternative dimensions available on request.

* Check the compatibility list.

** Movement of the components and temporary changes of length of the existing joints should be taken into account when determining the right tape size.

*** Available tape widths correspond to current price lists.



Installation example (CB): Fitting PVC windows



Installation example (1-BT): Fitting wooden windows

APPLICATION

The tape is usually fixed to the PVC windows frames using a clip fixing. The ISO-TOOL CLIP assembly tool is used to clip the ISO-BLOCO ONE CONTROL sealing system safely into the grooves in the window profiles, and mechanically fix it to the window frame. The ISO-TOOL CUT corner tool ensures that the corner loops are shaped reliably. The pre-fitted tape is also available with one or two high-quality self-adhesive butyl fixing strips for use with wooden windows and on narrow profiles under 65 mm deep.

After the window is aligned and fixed in the aperture, the seal is activated by pulling the activation tab which tears open the foil perforations. This allows the seal to expand, securely filling the joint within the recommended joint application area.


PACKAGING

pre-compressed tape on rolls with tear-off cover with integral activation tab

FINISHES

- Finish A: CB
with clip fixing
- Finish B: BT
with self-adhesive butyl fixing
(1-BT) with one butyl-adhesive strip in the middle
(2-BT) with two butyl-adhesive strips on the outer edges

ISO-BLOCO RENO



PRODUCT DESCRIPTION

ISO-BLOCO RENO is a multi-functional sealing and insulating system specially developed for energy-related window renovation. It is made up of two connected sealing components. The core layer is made of high-quality polymeric material and provides a smooth surface for the seal. The excellent material component properties guarantee a tight fit in the U-recess which remains after the removal of the old window frame. At the same time as sealing the cavity in the masonry, it forms the basis for the upper sealing layer. The sealing layer is made of impregnated, pre-compressed PUR soft foam with an integrated air tight membrane. The multifunctional material has three distinct areas which combine to achieve the 3-level sealing required by the RAL "installation guide". On the internal side it has an a-value of 0.00, which means it is 100% air tight and acts as a vapour barrier, in the middle area it ensures optimum acoustic and thermal insulation and in the outer area it provides outstanding protection from the weather with a driving rain impermeability of more than 1,050 Pa (Hurricane Forces).

APPLICATION

ISO-BLOCO RENO is excellent for standard-compliant sealing work done during window renovation / replacement. The sealing system is fitted directly into the U-recess left from the removal of the old window before the new window is installed. The fixing process is by means of flexible sealing flanks. To make fitting

PRODUCT ADVANTAGES

- simple and reliable fitting in old buildings
- 3-level seal using only one product
- resistant to driven rain in excess of 1,050 Pa
- reduces convective heat loss
- clean processing without material residue
- high flexibility and application reliability even with joints of different depths
- can be combined with mastic sealing materials and / or cover strips
- installation independent of temperature and the weather
- no change in tried-and-trusted installation processes required for renovation work
- complies with the requirements of the Building Energy Act (EnEV was valid 31.10.20) and the recommendations of the RAL "installation guide"
- 10 Year Function Warranty*

* On the conditions of the manufacturer (available on request).

easier, the tape has also been made self-adhesive. Where U-recesses are particularly deep, we recommend to first back-fill the recess with a suitable insulating material. In addition, ISO-BLOCO RENO is compatible with all known building insulating materials.





Technical data	Standard	Classification
Material description		impregnated PUR flexible foam with special film
Colour		black
Impermeable to driving rain	DIN EN 1027	$\geq 1,050\text{Pa}$
Temperature stability range	DIN 18542	-30°C to $+80^{\circ}\text{C}$
Classification according to	DIN 18542-2020	MF1 (BG 1 and BGR)
Air permeability coefficient	DIN EN 12114	$\alpha < 0.00\text{m}^3 / [\text{h} \cdot \text{m} \cdot (\text{daPa})^{2/3}]$
Compatible with adjacent building materials	DIN 18542	requirements fulfilled
Dimension tolerance	DIN 7715 T5 P3	requirements fulfilled
Building material class	DIN 4102	B1 (fire resistant)
Thermal conductivity	DIN EN 12667	$\lambda_{10,\text{tr}} \leq 0.05\text{W} / \text{m} \cdot \text{K}$
U-value: window construction depth 75 mm / 85 mm / 95 mm	DIN 4108-3	$U = 0.7\text{W} / (\text{m}^2 \cdot \text{K}) / 0.6\text{W} / (\text{m}^2 \cdot \text{K}) / 0.55\text{W} / (\text{m}^2 \cdot \text{K})$
Sound reduction		45 dB in 10 mm joint
sd-value gradient (from internal to external)	DIN EN ISO 12572	$\approx 40:1$ (internal ≥ 22 ; external ≤ 0.5)
ETA - 15/0407		CE mark since 2015
Shelf life		1 year, dry and in original packing
Storage temperature		$+1^{\circ}\text{C}$ to $+20^{\circ}\text{C}$

Tape width / area of application	Width of U-recess	Area of application sealing level*	
		MF1	MF2
75/6 – 20 mm	58 – 74 mm	6 – 20 mm	6 – 27 mm
85/6 – 20 mm	68 – 84 mm		
95/6 – 20 mm	78 – 94 mm		
75/8 – 33 mm	58 – 74 mm	8 – 33 mm	8 – 43 mm
85/8 – 33 mm	68 – 84 mm		
95/8 – 33 mm	78 – 94 mm		

Alternative dimensions available on request.

* Movement of the components and temporary changes of length of the existing joints should be taken into account when determining the right tape size. Installation depths of the U-recess beyond these areas of application can be reduced using suitable insulation materials.



Installation example: ISO-BLOCO RENO

SERVICE

- standard delivery ex stock
- commercial and technical consultation


PACKAGING

pre-compressed rolls

ACCESSORIES

ISO-TOP FLEX-ADHESIVE PA and ISO-TOP FLEX-ADHESIVE XP

ISO-BLOCO MULTI-FUNCTIONAL TAPE



PRODUCT DESCRIPTION

The ISO-BLOCO MULTI-FUNCTIONAL TAPE is a special joint sealing strip with outstanding functionality that can be used for a wide range of applications. It is used to seal connection joints of windows and doors against drafts and driving rain. At the same time it also provides thermal and acoustic properties throughout the joint.

The ISO-BLOCO MULTI-FUNCTIONAL TAPE is permeable to vapour diffusion according to the RAL principles, this guarantees that the joint will dry out completely.

APPLICATION

The ISO-BLOCO MULTI-FUNCTIONAL TAPE is an “all-in-one tape” which combines all the requirements of Building Energy Act GEG (EnEV was valid 31.10.20) and the RAL “installation guide” in one product. It is therefore especially suitable for the safe, as in reliable, straightforward and time saving sealing of window and door connections.

PACKAGING

pre-compressed rolls with self-adhesion on one side (to aid installation)

PRODUCT ADVANTAGES

- 3-level seal with just one product
- sealing a wide range of joints with a minimum of tape dimensions
- easy one step application for a reliable seal
- significant cost advantage through time saving installation during fitting
- can be installed in adverse weather conditions
- complies with the requirements of the Building Energy Act (EnEV was valid 31.10.20) and the recommendations of the RAL “installation guide”
- weather-proof according to DIN 18542 BG 1
- 10 Year Function Warranty*

* On the conditions of the manufacturer (available on request).





Technical data	Standard	Classification
Material description		impregnated PUR flexible foam
Base		fire-resistant polymeric dispersion
Colour		grey, inside: coloured
Air permeability coefficient	DIN EN 12114	$\alpha < 0.1 \text{ m}^3 / [\text{h} \cdot \text{m} \cdot (\text{daPa})^n]$
Impermeable to driving rain	DIN EN 1027	$\geq 600 \text{ Pa}$
Temperature stability range	DIN 18542	-30 °C to +80 °C
Classification according to	DIN 18542	BG 1 and BGR
UV light and weather stability	DIN 18542	requirements fulfilled
Compatibility with adjacent building materials	DIN 18542	requirements fulfilled
Dimension tolerance	DIN 7715 T5 P3	requirements fulfilled
Building material class	DIN 4102	B1 (fire resistant)
Thermal conductivity	DIN EN 12667	$\lambda = 0.048 \text{ W} / \text{m} \cdot \text{K}$
Water vapour diffusion resistance μ	DIN EN ISO 12572	≤ 100
Steam pressure gradient		outside vapour permeable (opposite to coloured side)
U-value: window construction depth 60mm / 70mm / 80mm	DIN 4108-3	$U = 0.8 \text{ W} / (\text{m}^2 \cdot \text{K}) / 0.7 \text{ W} / (\text{m}^2 \cdot \text{K}) / 0.6 \text{ W} / (\text{m}^2 \cdot \text{K})$
Shelf life		12 months, dry and in original packaging
Storage temperature		+1 °C to +20 °C

Tape width / area of application	Window construction depth	Recommended joint width*	Carton (metres)
54 / 5 – 10mm	60mm	5 – 10mm	28.0
64 / 5 – 10mm	70mm		22.4
74 / 5 – 10mm	80mm		22.4
84 / 5 – 10mm	90mm		16.8
54 / 7 – 15mm	60mm	7 – 15mm	21.5
64 / 7 – 15mm	70mm		17.2
74 / 7 – 15mm	80mm		17.2
84 / 7 – 15mm	90mm		12.9
54 / 10 – 20mm	60mm	10 – 20mm	16.5
64 / 10 – 20mm	70mm		13.2
74 / 10 – 20mm	80mm		13.2
84 / 10 – 20mm	90mm		9.9

Alternative dimensions available on request.

* Movement of the components and temporary changes of length of the existing joints should be taken into account when determining the right strip size.




Installation example: ISO-BLOCO MULTI-FUNCTIONAL TAPE

SEALING PERFORMANCE

- driving rain impermeable joint width

[illegible]

IN FRONT OF WALL INSTALLATION SYSTEM ISO-TOP WINFRAMER „TYPE 1“



PRODUCT DESCRIPTION

IN FRONT OF WALL INSTALLATION SYSTEM ISO-TOP WINFRAMER „TYPE 1“ makes it possible to position and fit windows within the insulation plane. The ISO-TOP WINFRAMER „TYPE 1“ comprises a thermally insulating and load-bearing system angle made of PURATHERM which is equipped with a high thermally insulating core. The thermally insulating core is connected to the system angle by means of a hinged mechanism. The advantage of this is that the insulating core can simply be moved out of the way while mechanically securing with screws. System boards are also available for applications where the window is only partially overhanging. In addition, the system brackets can be combined with the system boards to achieve greater overhangs. The system brackets and system boards are prefabricated in many different formats and can be cut to length on site using a mitre saw. Attachment to the masonry is by means of ISO-TOP FLEX-ADHESIVE WF and additional attachment using screws (see ISO-TOP WF FIXINGS).

APPLICATION

The system brackets and boards are suitable for bearing the loads of windows and doors and provide an optimum base for sealing window connection joints. The window and door elements are attached directly and mechanically to the supporting frame system. This is possible with both classic screw fixings through the window frame, or with extended metal lug fixings. The in front of wall installation system is then covered by either an External Wall

PRODUCT ADVANTAGES

- extensive individual tests by testing institutes**
- RC2 and RC3 tested for the installation of burglar resistant windows and doors
- integrated thermal insulation core (system brackets)
- reduction of structure-related thermal bridges
- simple installation thanks to the convenient insertion system
- complies with the requirements of the Building Energy Act and the recommendations of the RAL "installation guide"
- certified Passive House component
- fire rated according to EN 1366-4
- 10 Year Function Warranty*

* On the conditions of the manufacturer (available on request).


** In front of wall installation systems are currently not subject to any regulation by the DIBt. Approvals such as aBG or abZ must therefore be covered by individual tests. Details on approval as in front of wall installation system for building projects must be obtained individually from the responsible planning office.

Insulation system, or rain screen facade of whatever type is designed. The integrated thermal core of the system together with the solid installation frame guarantee an optimum Ψ -value (Ψ).






SYSTEM COMPONENTS




ISO-TOP WINFRAMER SYSTEM BRACKET „TYPE 1“ 80/80, 90/80

The system bracket 80/80 resp. 90/80 is available for typical in front of wall installations. The ISO-TOP WINFRAMER SYSTEM BRACKETS „TYPE 1“ 80/80 resp. 90/80 are suitable whenever windows are fitted in the direct transition area between the wall and the External Wall Installation system. With its 80 mm or 90 mm width dimension it has been adapted to standard window systems. The fixing areas guarantee a straightforward, fast and reliable window installation.



ISO-TOP WINFRAMER SYSTEM BRACKET „TYPE 1“ 140/90

ISO-TOP WINFRAMER SYSTEM BRACKET „TYPE 1“ 140/90 is designed for deeper window profiles, or for use with combination products such as roller shutters etc. These additional products can be fitted within the depth of the ISO-TOP WINFRAMER SYSTEM BRACKET „TYPE 1“ so the perimeter seals are all at the same plane. The sealing can be done within the system bracket level, as planned.



ISO-TOP WINFRAMER SYSTEM BRACKET „TYPE 1“ 160/110, 180/110, 200/110

The ISO-TOP WINFRAMER SYSTEM BRACKETS „TYPE 1“ with a maximum projection of 200 mm can be used for cavity wall structures with brick facades. This system component is available for especially large projections of 160, 180 and 200 mm. Thermal insulating layers are becoming thicker not only where External Wall Insulation (EWI) systems are used, but also on buildings with assorted rainscreen facades, such as brick, etc. As with the EWI finish the ISO-TOP WINFRAMER SYSTEM BRACKET „TYPE 1“ should be attached to the front of the load bearing wall.




IN FRONT OF WALL INSTALLATION SYSTEM ISO-TOP WINFRAMER „TYPE 1“

SYSTEM COMPONENTS



ISO-TOP WINFRAMER SYSTEM BOARDS

The system boards in the IN FRONT OF WALL INSTALLATION SYSTEM ISO-TOP WINFRAMER „TYPE 1“ offer a range of different application options. ISO-TOP WINFRAMER SYSTEM BOARDS are also available for applications where the window is only partially overhanging with some External Wall Insulation systems. In addition, the system brackets can be combined with the system boards to achieve greater overhang.



SYSTEM ADHESIVE ISO-TOP FLEX-ADHESIVE WF

ISO-TOP FLEX-ADHESIVE WF is a high-quality, neutral cure, single-component, permanently flexible adhesive on a hybrid-polymer basis. It was developed especially for gluing the IN FRONT OF WALL INSTALLATION SYSTEMS ISO-TOP WINFRAMER and makes tension-free structural bonding of the system possible. ISO-TOP FLEX-ADHESIVE WF is also used for sealing and bonding corner connections and can be used on damp surfaces. Refer to the ISO-TOP FLEX-ADHESIVE WF product data sheet for further information.



PROCESSING

The IN FRONT OF WALL INSTALLATION SYSTEM ISO-TOP WINFRAMER „TYPE 1“ is sealed to the masonry using ISO-TOP FLEX-ADHESIVE WF. This can also be used for optimum sealing of the material joints and corners. The use of further ISO³-WINDOW SEALING SYSTEM products is recommended for seals between the window and the in front of wall installation system. More detailed processing information can be found in the installation instructions.



ISO-TOP WINFRAMER INSERTION SYSTEM

ISO-TOP WINFRAMER SYSTEM BRACKETS „TYPE 1“ are equipped with a convenient insertion system as standard. The tongue and groove design allows the ends of system brackets to be fitted together easily and quickly. System joints are bonded using ISO-TOP FLEX-ADHESIVE WF. The practical insertion system makes installation significantly easier on long rows of windows, allowing work to be mastered professionally by a single person. In addition, the insertion system makes levelling of the system brackets to be installed easier, enhancing the attractive appearance and technical installation quality.

IN FRONT OF WALL INSTALLATION SYSTEM ISO-TOP WINFRAMER „TYPE 1“ PREFAB

PRODUCT DESCRIPTION



ISO-TOP WINFRAMER „TYPE 1“ PREFAB is the project-related version of the „TYPE 1“ in front of wall installation system prefabricated at the factory to optimise time and costs. The main advantages are its configurable delivery lengths and projection dimensions as well as the option of prefabricating complete supporting frames. In addition, the „TYPE 1“ PREFAB has all the technical advantages of the tried-and-trusted „TYPE 1“.

The system brackets of the IN FRONT OF WALL INSTALLATION SYSTEM ISO-TOP WINFRAMER „TYPE 1“ PREFAB can be produced individually according to the object-specific lengths required. Delivery in tailor-made project lengths makes it possible to prefabricate complete supporting frames for different window openings in your factory. This means corresponding window frames can be pre-assembled with a RAL-compliant sealing system in the prefabricated supporting frame of the IN FRONT OF WALL INSTALLATION SYSTEM ISO-TOP WINFRAMER „TYPE 1“ PREFAB.

There are several advantages to prefabrication. Workflows in your factory can be optimised in terms of time and costs under controlled conditions. This saves money and makes costing calculations more reliable. Assembly in the factory – no matter the weather conditions outside – prevents any problematic assembly delays. Furthermore, assembly times on the construction site can be significantly reduced.

APPLICATION


The IN FRONT OF WALL INSTALLATION SYSTEM ISO-TOP WINFRAMER „TYPE 1“ PREFAB can be used for the complete in front of wall installation with a window element as a closed frame system. The four individual parts of the frame are delivered with a building-specific cut length and mechanically connected using specially developed ISO-TOP WINFRAMER CORNER CONSOLES made of metal. Optionally available ISO-TOP WINFRAMER CRANE EYELETS allow ready-to-assemble facade elements comprising a supporting frame element and window frame to be transported to the installation location and lifted to the respective installation spot by crane.



The „TYPE 1“ PREFAB is glued to the outside masonry all the way round the window opening first using the system adhesive ISO-TOP FLEX-ADHESIVE WF and then screwed in place. The requirement of using ETA-tested attachment systems to match the outside masonry and the edge projection specifications applies here too. Subsequently, a segment of the movable insulating core is partially broken out via a pre-designed break-off line to positively fit the corner consoles and then fixed using a few adhesive points. The insulating core guarantees reliable integration in the EWIS by reducing thermal bridges.



IN FRONT OF WALL INSTALLATION SYSTEM ISO-TOP WINFRAMER „TYPE 1“ PREFAB

SYSTEM COMPONENTS




ISO-TOP WINFRAMER SYSTEM BRACKETS „TYPE 1“ PREFAB 80/80 - 200/110

We have ISO-TOP WINFRAMER SYSTEM BRACKETS „TYPE 1“ PREFAB in the dimensions 80/80, 90/80, 140/90, 160/110, 180/110 and 200/110 in the range for typical in front of wall installation applications. Since most building projects have differently dimensioned window openings, we provide the system brackets for „TYPE 1“ PREFAB in individual cut lengths. This avoids residue on site and makes expensive adaptation unnecessary. The ISO-TOP WINFRAMER CORNER CONSOLES screwed into the rebate area are covered with the ISO-TOP WINFRAMER INSULATING CORE „TYPE 1“ PREFAB to reduce structural thermal bridges.



ISO-TOP WINFRAMER INSULATING BLOCKS

The corners of the 4-sided frame system can be mitre-cut or butt-jointed. The prefabricated ISO-TOP WINFRAMER INSULATING BLOCKS can be used for thermal insulation at butt-jointed corners. They are available as an option for the standard dimensions.



ISO-TOP WINFRAMER CORNER CONSOLES & CRANE EYELETS

We supply specially developed corner consoles made of metal for the connection of the four ISO-TOP WINFRAMER SYSTEM BRACKETS „TYPE 1“ PREFAB to a prefabricated supporting frame. The ISO-TOP WINFRAMER CORNER CONSOLES are screwed in the rebate area and then covered with the movable insulating core. The optional ISO-TOP WINFRAMER CRANE EYELETS allow the ready-to-assemble facade element made up of a supporting frame and window frame to be transported by crane to the respective installation spot.

Technical data:	Standard	Classification
ISO-TOP WINFRAMER SYSTEM BRACKETS „TYPE 1“, „TYPE 1“ PREFAB and SYSTEM BOARDS:		
Material description		PURATHERM (PUR composite)
Colour		beige
Building material class	DIN EN 13501-1	E
Airtightness	DIN EN 12114	$\alpha \leq 0,1 \text{ m}^3 / [\text{h} \cdot \text{m} \cdot (\text{daPa})^{2/3}]$
Impermeable to driving rain	DIN EN 1027	$\geq 1,050 \text{ Pa}$
UV stability		6 months direct weathering during the construction phase
European technical assessment (PURATHERM)	EAD 04019-00-1201	ETA-19/0199
Fire resistance period	EN 1366-4	EI 15
Thermal conductivity	DIN EN 12667	$\lambda = 0.096 \text{ W} / (\text{m} \cdot \text{K})$
Average U-value: finish 80/80		$0.51 \text{ W} / (\text{m}^2 \cdot \text{K})$
Average U-value: finish 140/90		$0.27 \text{ W} / (\text{m}^2 \cdot \text{K})$
Average U-value: finish 200/110		$0.20 \text{ W} / (\text{m}^2 \cdot \text{K})$
Sound insulation / evaluated joint sound reduction index	EN ISO 10140-1 / -2	$R_{s,w} (C; C_{tr}) = 53 (0; -1) \text{ dB}$
Burglar resistant	DIN EN 1627	resistance class RC2 and RC3
Temperature resistance		-50°C to $+100^\circ\text{C}$
Ageing resistance		resistant to rotting, non-rotting
Humidity resistance		high humidity resistance / resistant to mould and termites
Dimensional stability		high dimensional stability even with natural weathering
Load transfer		200 kg/m depending on wall substrate and projection
Dimension tolerance	DIN 7715 T5 P3	requirements fulfilled
Shelf life (system brackets, system boards and insulating core)		24 months

ISO-TOP WINFRAMER INSULATING CORE „TYPE 1“, „TYPE 1“ PREFAB and INSULATING BLOCKS:

Material description		XPS insulating core
Building material class	DIN 4102	E
Thermal conductivity	DIN EN 12667	$\lambda = 0.034 \text{ W} / (\text{m} \cdot \text{K})$
Resistance		usual construction materials, except solvents
Dimension tolerance	DIN 7715 T5 P3	requirements fulfilled

System components	Length	Width	Height	Load transfer
ISO-TOP WINFRAMER SYSTEM BRACKETS „TYPE 1“ 80/80	1,200 mm	80 mm	80 mm	200 kg/m
ISO-TOP WINFRAMER SYSTEM BRACKETS „TYPE 1“ 90/80	1,200 mm	90 mm	80 mm	200 kg/m
ISO-TOP WINFRAMER SYSTEM BRACKETS „TYPE 1“ 140/90	1,200 mm	140 mm	90 mm	200 kg/m
ISO-TOP WINFRAMER SYSTEM BRACKETS „TYPE 1“ 160/110	1,200 mm	160 mm	110 mm	200 kg/m
ISO-TOP WINFRAMER SYSTEM BRACKETS „TYPE 1“ 180/110	1,200 mm	180 mm	110 mm	200 kg/m
ISO-TOP WINFRAMER SYSTEM BRACKETS „TYPE 1“ 200/110	1,200 mm	200 mm	110 mm	200 kg/m
ISO-TOP WINFRAMER SYSTEM BOARDS	width/height: 30/50; 30/60; 30/80; 30/90; 50/60; 50/80 and 50/110mm; length: 1,200mm			
ISO-TOP WINFRAMER SYSTEM BRACKETS „TYPE 1“ PREFAB 80/80	building-specific	80 mm	80 mm	200 kg/m
ISO-TOP WINFRAMER SYSTEM BRACKETS „TYPE 1“ PREFAB 90/80	building-specific	90 mm	80 mm	200 kg/m
ISO-TOP WINFRAMER SYSTEM BRACKETS „TYPE 1“ PREFAB 140/90	building-specific	140 mm	90 mm	200 kg/m
ISO-TOP WINFRAMER SYSTEM BRACKETS „TYPE 1“ PREFAB 160/110	building-specific	160 mm	110 mm	200 kg/m
ISO-TOP WINFRAMER SYSTEM BRACKETS „TYPE 1“ PREFAB 180/110	building-specific	180 mm	110 mm	200 kg/m
ISO-TOP WINFRAMER SYSTEM BRACKETS „TYPE 1“ PREFAB 200/110	building-specific	200 mm	110 mm	200 kg/m
ISO-TOP WINFRAMER INSULATING BLOCKS	width/height: 80/80; 90/80; 140/90; 160/110; 180/110; and 200/110mm; length: 50mm (80/80, 90/80) and 60mm (140/90, 160/110, 180/110 and 200/110)			
ISO-TOP FLEX-ADHESIVE WF	for fixing on the wall and sealing the system joints			
ISO-TOP WF FIXINGS	for mechanical mounting on the wall			

IN FRONT OF WALL INSTALLATION SYSTEM ISO-TOP WINFRAMER „TYPE 1“ E30



PRODUCT DESCRIPTION

The IN FRONT OF WALL INSTALLATION SYSTEM ISO-TOP WINFRAMER „TYPE 1“ E30 makes it possible to position and fit windows within the insulation plane. It comprises a thermally insulating and load-bearing system angle made of PURATHERM E30. The intumescent effect of the new PURATHERM E30 material makes the ISO-TOP WINFRAMER „TYPE 1“ E30 especially suitable for use in fire protection façades. ISO-TOP WINFRAMER SYSTEM BOARDS E30 are also available for applications where the window is only partially overhanging. These can be combined with the system brackets to achieve greater overhangs. ISO-TOP WINFRAMER SYSTEM BRACKETS „TYPE 1“ E30 AND SYSTEM BOARDS E30 are prefabricated in many different formats and can be cut to length on site using a mitre saw. Attached to the masonry is by means of ISO-TOP FLEX-ADHESIVE WF and additional mechanical fixings using screws (see ISO-TOP WF FIXINGS).

APPLICATION

The system brackets and system boards are suitable for use where special fire protection requirements are in place for bearing the loads of windows, balcony and patio doors and they provide an optimum base for sealing window connection joints. The window and door elements are attached directly and mechanically to the supporting frame system. This is possible both with classic screw fixings through the window frame, or

PRODUCT ADVANTAGES

- windows can be fitted into the thermal insulation level
- extensive individual tests by testing institutes**
- E30 according to EN 1366-4
- with expansion effect when heated
- simple adjustment of length using standard mitre saws
- reduction of structure-related thermal bridges
- simple installation thanks to the convenient insertion system
- complies with the requirements of the Building Energy Act and the recommendations of the RAL "installation guide"
- can be combined with the system products of the ISO³-WINDOW SEALING SYSTEM
- 10 Year Function Warranty*

* On the conditions of the manufacturer (available on request).

** In front of wall installation systems are currently not subject to any regulation by the DIBt. Approvals such as aBG or abZ must therefore be covered by individual tests. Details on approval as in front of wall installation system for building projects must be obtained individually from the responsible planning office.


with extended metal lug fixings. The in front of wall installation system is then covered by an External Wall Insulation system made of mineral wool or EPS-F.



Technical data	Standard	Classification
ISO-TOP WINFRAMER SYSTEM BRACKETS „TYPE 1“ E30 and SYSTEM BOARDS E30:		
Material description		PURATHERM E30 (intumescent PUR composite)
Colour		beige
Building material class	DIN EN 13501-1	E / C-s3, d0 (fire resistant)
UV stability		6 months direct weathering during the construction phase
European technical assessment (PURATHERM E30)	EAD 04019-00-1201	ETA-19/0199
Fire resistance period	DIN EN 13501-2	EI 15 and E 30
Thermal conductivity	DIN EN 12667	$\lambda = 0.096 \text{ W / (m} \cdot \text{K)}$
Sound insulation / evaluated joint sound reduction index	EN ISO 10140-1 / 10140-2	$R_{s,w} (C; C_{tr}) = 53 (0; -1) \text{ dB}$
Temperature resistance		-50°C to +100°C
Ageing resistance		resistant to rotting, non-rotting
Humidity resistance		high humidity resistance / resistant to mould and termites
Dimensional stability		high dimensional stability even with natural weathering
Load transfer		200 kg / m depending on wall substrate and projection
Dimensional tolerance	DIN 7715 T5 P3	requirements fulfilled
Storage time		24 months

System components	Length	Width	Height	Load transfer
ISO-TOP WINFRAMER SYSTEM BRACKETS „TYPE 1“ E30 80/80	1,200 mm	80 mm	80 mm	200 kg / m
ISO-TOP WINFRAMER SYSTEM BRACKETS „TYPE 1“ E30 90/80	1,200 mm	90 mm	80 mm	200 kg / m
ISO-TOP WINFRAMER SYSTEM BRACKETS „TYPE 1“ E30 140/90	1,200 mm	140 mm	90 mm	200 kg / m
ISO-TOP WINFRAMER SYSTEM BRACKETS „TYPE 1“ E30 160/110	1,200 mm	160 mm	110 mm	200 kg / m
ISO-TOP WINFRAMER SYSTEM BRACKETS „TYPE 1“ E30 180/110	1,200 mm	180 mm	110 mm	200 kg / m
ISO-TOP WINFRAMER SYSTEM BRACKETS „TYPE 1“ E30 200/110	1,200 mm	200 mm	110 mm	200 kg / m
ISO-TOP WINFRAMER SYSTEM BOARDS E30	width/height: 30/50; 30/60; 30/80; 30/90; 50/60; 50/80 und 50/110 mm; length: 1,200 mm			
ISO-TOP FLEX-ADHESIVE WF	for fixing on the wall and sealing the system joints			
ISO-TOP WF FIXINGS	for mechanical mounting on the wall			

IN FRONT OF WALL INSTALLATION SYSTEM ISO-TOP WINFRAMER „TYPE 3“



PRODUCT DESCRIPTION

The IN FRONT OF WALL INSTALLATION SYSTEM ISO-TOP WINFRAMER „TYPE 3“ is made up of load-bearing, thermally insulating system profiles made of high-compressed THERMAPOR. The excellent thermal conductivity of the moulded parts guarantees perfect integration in the EWIS and optimum Ψ -values (Ψ). Thus thermal bridges are optimised and a high degree of insulation achieved in the cavity area. This prevents the risk of mould formation in the connection area around the window opening. The „TYPE 3“ provides a high load-bearing capability and load transfer in one. The high density of 150 kg/m^3 not only provides a very good load-bearing capacity for bearing window weights, it is also sturdy enough to transfer all other loads safely to the masonry. The ISO-TOP WINFRAMER SYSTEM PROFILES can be further reinforced using bearing brackets made of aluminium. Tightly fitting console slots have been integrated in the system profiles for this purpose. With large elements in particular, this leaves enough scope for increased loads and fulfilment of the requirements set out in TRAV / DIN 18008-4 and the ETB directive.

APPLICATION

The IN FRONT OF WALL INSTALLATION SYSTEM ISO-TOP WINFRAMER „TYPE 3“ can be used for the installation of windows in the insulating layer. The wind suction, dead and case-ment loads are absorbed directly by the system profiles and transferred to the load-bearing wall. To achieve this, the system profiles are glued directly to the masonry using the hybrid polymer-based system adhesive ISO-TOP FLEX-ADHESIVE WF

PRODUCT ADVANTAGES

- extensive individual tests by testing institutes**
- RC2 and RC3 tested for the installation of burglar resistant windows and doors
- optimum integration in EWI systems
- optimisation of the Ψ -value
- simple installation thanks to the dovetail connection
- ideal basis for 3-level-sealing with multi-functional joint sealing strips
- excellent for energy-related building renovation
- complies with the requirements of the Building Energy Act and the recommendations of the RAL „installation guide“
- certified Passive House component
- 10 Year Function Warranty*

* On the conditions of the manufacturer (available on request).

** In front of wall installation systems are currently not subject to any regulation by the DIBt. Approvals such as aBG or abZ must therefore be covered by individual tests. Details on approval as in front of wall installation system for building projects must be obtained individually from the responsible planning office.

and additionally screwed in place. The mechanical attachment of the window elements is by means of window screws (see ISO-TOP WF FIXINGS).





SYSTEM COMPONENTS




ISO-TOP WINFRAMER SYSTEM PROFILES

For mounting the window systems in front of the load-bearing wall for a perfect integration into the ETICS or with 2-skin construction, ISO-TOP WINFRAMER SYSTEM PROFILES are available in various dimensions in our product range. With a very high material density of 150 kg/m³ and outstanding properties in terms of load-bearing and thermal properties, the system profiles are ideal for pre-wall installation in single-family and multi-family homes and other building projects. The SYSTEM PROFILES 70/80 and 80/80 are suitable for the installation of windows, for positioning directly in front of the load-bearing wall. In addition to these dimensions, the system profiles are also available with a projection of 100, 120, 140, 160, 180 and 200 mm, each with an overall height of 80 mm. Special dimensions are available on request.



With these dimensions, all standard building applications can be fulfilled. For more stability additional support consoles, made of aluminium, can be inserted into the existing console slots in the system profiles and connected securely to the load-bearing wall during fixing to masonry. The system profiles provide an optimum basis for all-round dealing of the window joint. A GEG (Building Energy Act) and RAL-compliant sealing can be achieved with multi-functional joint sealing tapes, as well as with the other system products of the ISO³-WINDOW SEALING SYSTEM.



ISO-TOP WINFRAMER INSULATING BARS

The EWIS usually projects significantly beyond the window layer to the outside. In order to ensure a perfect connection between the ISO-TOP WINFRAMER SYSTEM PROFILES and the EWIS every time, ISO-TOP WINFRAMER INSULATING BARS can be used. These system components are available in two different standard dimensions as well as in window sill form. We also offer custom solutions and tailor-made production depending on project requirements.



IN FRONT OF WALL INSTALLATION SYSTEM ISO-TOP WINFRAMER „TYPE 3“

SYSTEM COMPONENTS



SYSTEM ADHESIVE ISO-TOP FLEX-ADHESIVE WF


ISO-TOP FLEX-ADHESIVE WF is a high-quality, neutral cure, single-component, permanently flexible adhesive on a hybrid-polymer basis. It was developed especially for gluing the IN FRONT OF WALL INSTALLATION SYSTEM ISO-TOP WINFRAMER and makes tension-free structural bonding of the system possible. ISO-TOP FLEX-ADHESIVE WF is also used for sealing and bonding corner connections and can be used on damp surfaces. Refer to the ISO-TOP FLEX-ADHESIVE WF product data sheet for further information.



Dovetail connection


OPTIMUM LENGTH ADJUSTMENT

The system profiles have a dovetail connection on the end. This allows the system profiles to be fitted together easily and quickly. Suitable lengths can be prepared in advance in the workshop. The joints are sealed using the system adhesive ISO-TOP FLEX-ADHESIVE WF. For individual adjustment to the External Wall Insulation system, the ISO-TOP WINFRAMER SYSTEM PROFILES have a through groove on the front. This contains clamping fins to fix optional ISO-TOP WINFRAMER INSULATING BARS in place.



ISO-TOP WINFRAMER ALUMINIUM CONSOLES

The console slots integrated in the ISO-TOP WINFRAMER SYSTEM PROFILES are designed for the insertion of ISO-TOP WINFRAMER ALUMINIUM CONSOLES for additional stability when necessary. The aluminium consoles can be fixed together with the system profiles to the masonry within the course of normal installation. This can be an advantage particularly when very large elements, high casement loads occur or other additional requirements are made on structural design or attachment such as e.g. TRAV / DIN 18008-4 and ETB.




ISO-TOP CONSTRUCTION SHEETS WF3

The construction sheets made of high-density THERMAPOR offer the possibility of individual, constructive adaptation for assembly and sealing details on the EXTERNAL WALL INSULATION SYSTEM ISO-TOP WINFRAMER. They can be cut to size and geometry, to individual requirements, on the construction site. They can be used both as adapter sheets in combination with the system profiles or individually as substructure profiles, liners and window sill moldings and in the fitting of blinds and shutters.

Technical data	Standard	Classification
ISO-TOP WINFRAMER SYSTEM PROFILES & CONSTRUCTION SHEETS:		
Material description		THERMAPOR (EPS-F / flame-retardant)
Colour		silver grey
ETA		ETA-24/1105
National test certificate for a construction product		P-23-001616-PR02-ift
Building material class	DIN 4102-1	B2 (normal flammability)
Fire behaviour	DIN EN 13501-1	E
Building material class	DIN 4102-1	B1 (test report on mineral substrates)
Airtightness	PAW 141	no measurable air penetration
Impermeable to driving rain	DIN EN 1027	$\geq 1,200$ Pa
Bulk density		$150 \text{ kg/m}^3 \pm 10\%$
Flame retardant		HBCD-free flame retardant
UV light stability		6 months direct weathering during the construction phase
Compatibility with adjacent building materials	internal	requirements fulfilled
Compatibility with salt water, hydrochloric acid (10%) and caustic soda (10%)		resistant
Air permeability coefficient	DIN EN 12114	$\alpha = 0.00 \text{ m}^3 / [\text{h} \cdot \text{m} \cdot (\text{daPa})^n]$
Thermal conductivity	DIN EN 12667	$\lambda = 0.040 \text{ W} / (\text{m} \cdot \text{K})$
Sound insulation / evaluated joint sound reduction index	EN ISO 10140-1 / -2	$R_{s,w} (C; C_{tr}) = 46 (0; -1) \text{ dB}$
Burglar resistant	DIN EN 1627	resistance class RC2 and RC3
Form stability under thermal load		-40°C to $+85^\circ\text{C}$
Temperature resistance	ISO 75-1	long-term $+85^\circ\text{C}$
Ageing resistance		resistant to decay, non-rotting
Compressive strength at 2% / 10%	DIN EN 826	$1,194 \text{ N/mm}^2$ / $1,793 \text{ N/mm}^2$
Bending resistance	DIN EN 12089	$\geq 650 \text{ kPa}$
Shearing stress	DIN EN ISO 14130	$X = 0.217 \text{ N/mm}^2$
Creep characteristics at 20 % and 60 %		$E_m = 0.68$ 0/00 up to 5.2 0/00
Water absorption (28 days storage)	DIN 12087	$\leq 1.5 \text{ Vol.}\%$
Water vapour diffusion resistance μ	DIN EN ISO 12572	< 500
Waste code		170604 / 170904
Load transfer		200 kg/m depending on wall substrate and projection
Dimension tolerance	DIN 7715 T5 P3	requirements fulfilled
Shelf life		24 months
ISO-TOP WINFRAMER INSULATING BARS:		
Material description		XPS polystyrene
Colour		light blue
Building material class	DIN 4102-1	B1
Thermal conductivity	DIN EN 12667	$\lambda = 0.034 \text{ W} / (\text{m} \cdot \text{K})$
Resistance		usual construction materials, except solvents
System components	Dimensions	
ISO-TOP WINFRAMER SYSTEM PROFILE 20/80 to 90/80	width/height: 20/80; 30/80; 40/80; 50/80; 60/80 and 90/80 mm, fix length: 1,200 mm	
ISO-TOP WINFRAMER SYSTEM PROFILE 70/80 to 200/80	width/height: 70/80; 80/80; 100/80; 120/80; 140/80; 160/80; 180/80 and 200/80 mm, fix length: 1,200 mm	
ISO-TOP WINFRAMER INSULATING BAR 30/80 and 50/80	width/height: 30/80; 50/80 mm and in window sill form, length: 1,200 mm, individual measures on request	
ISO-TOP CONSTRUCTION SHEET WF3 800/20 to 800/100	width/height: 800/20, 800/30, 800/40, 800/50, 800/60, 800/70, 800/80, 800/90, 800/100 mm, length: 1,200 and 2.400 mm, individual measures on request	
ISO-TOP WINFRAMER ALUMINIUM CONSOLES	available for all dimensions	
ISO-TOP FLEX-ADHESIVE WF	for fixing on the wall and sealing the system joints	
ISO-TOP WF FIXINGS	for mechanical mounting on the wall	

ISO-TOP RAIN PROTECTION PROFILE



PRODUCT DESCRIPTION

The ISO-TOP RAIN PROTECTION PROFILE made from high-grade, compression-resistant XPS was specially developed for in-front-of-wall installation systems. It reliably deflects water at the upper horizontal connection between components. The ISO-TOP RAIN PROTECTION PROFILE guarantees functionally reliable deflection of water running down, both during the critical shell construction phase and throughout the entire useful life of the building. In combination with suitable foils, the ISO-TOP RAIN PROTECTION PROFILE effectively prevents the uncontrolled penetration of water into the structure. This is particularly important during the shell construction phase when large amounts of water can run down the surface of the facade. The well thought-out design allows the wedge to reliably direct the water in front of window systems, thus preventing water collecting and backing up. With its high-precision shaping and high-quality material, it guarantees long-term and reliable sealing that substantially helps to maintain the state of the building.

APPLICATION

The ISO-TOP RAIN PROTECTION PROFILE is used in double-leaf and multi-leaf facade constructions. It is fitted to the upper horizontal connection of overhanging constructions where it can perform its protective function to best effect. Specially designed for use in in-front-of-wall installations, the ISO-TOP RAIN PROTECTION PROFILE is excellent for deflecting rainwater. It reliably deflects the water away from the component, offering effective protection for the facade against unwanted water ingress.

PRODUCT ADVANTAGES

- excellent functional weather protection
- prevents unwanted collection and backing up of water
- perfect for ISO-TOP WINFRAMER & overhanging components
- simple to cut to length
- excellent for new builds and renovations to reduce energy consumption
- suitable for passive energy houses
- complies with the requirements of the Building Energy Act and the recommendations of the RAL "installation guide"
- 10-year functional warranty*

* On the conditions of the manufacturer (available on request).

ACCESSORIES

- ISO-TOP FLEX-ADHESIVE WF for bonding to ISO-TOP WINFRAMER wood profiles and wall surfaces
- ISO-CONNECT OUTSIDE CL as temporary weather protection until it is definitively covered over with a thermal insulation composite system
- ISO-CONNECT OUTSIDE EPDM as permanent mechanical weather protection for rear-ventilated, lightweight and heavy wall shells such as clinker bricks, metal facades and stone cladding panels

Technical data	Standard	Classification
Material description		XPS polystyrene
Colour		light blue
Density	DIN EN 1602	33 kg/m ³
Building material class	DIN EN 13501-1	E
Thermal conductivity	DIN EN 13164	$\lambda = 0,033 - 0,035 \text{ W/(m} \cdot \text{K)}$
Compression stress/compression strength at 10% compression*	DIN EN 826	300 kPa \pm 0,3 N/mm ²
Long-term creep characteristics (50 years) at 2% compression	DIN EN 1606	130 kPa \pm 0,13 N/mm ²
Elasticity module	DIN EN 826	< 50 mm = 12.000 kPa / \geq 50 mm = 20.000 kPa
Long-term water absorption by immersion	DIN EN 12087	0,7 Vol. %
Water absorption by diffusion	DIN EN 12088	< 50 mm = 3 Vol. % 50 – 79 mm = 2 Vol. % \geq 80 mm = 1 Vol. %
Water absorption after freeze-thaw cycling	DIN EN 12091	1 Vol. %
Dimensional stability under defined temperature (70 °C) and humidity (90%) conditions	DIN EN 1604	< 5 %
Deformation under specified compressive (40 kPa) and temperature (7 °C) stress		< 5
Linear thermal expansion coefficient		0,07 mm/(m · K)
Dimensional tolerance	DIN 7715 T5 P3	requirements fulfilled
Waste code		170604, 170904
Shelf life		24 months

PROCESSING

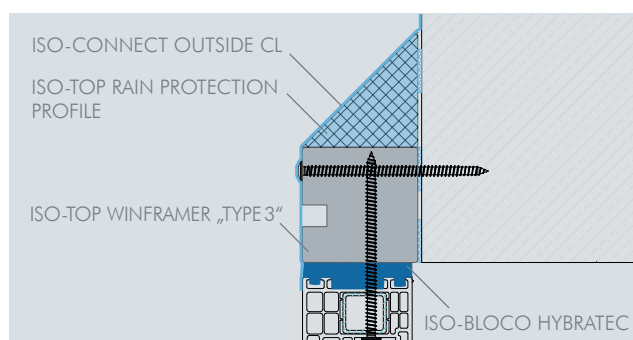
The ISO-TOP RAIN PROTECTION PROFILE is placed directly on the ISO-TOP WINFRAMER "TYPE 1" or "TYPE 3" and is then bonded continuously to the wall and to the WINFRAMER system using ISO-TOP FLEX-ADHESIVE WF. Depending on requirements, the ISO-TOP RAIN PROTECTION PROFILE can then be covered with an ISO-CONNECT sealing foil or the ISO-CONNECT OUTSIDE EPDM foil.

PACKAGING

- Precut in 1200 mm lengths

DIMENSION

Designation	Length (mm)	Width (mm)	Height (mm)	Suitable for all ISO-TOP WINFRAMER systems
Rain protection profile 70	1200	70	70	1200x70x70
Rain protection profile 80	1200	80	80	1200x80x80
Rain protection profile 90	1200	90	90	1200x90x80
Rain protection profile 100	1200	100	100	1200x100x80
Rain protection profile 120	1200	120	120	1200x120x80
Rain protection profile 140	1200	140	140	1200x140x80 / 1200x140x90
Rain protection profile 150	1200	150	150	1200x150x110
Rain protection profile 160	1200	160	160	1200x160x80 / 1200x160x110
Rain protection profile 170	1200	170	170	1200x170x110
Rain protection profile 180	1200	180	180	1200x180x80 / 1200x180x110
Rain protection profile 200	1200	200	200	1200x200x80 / 1200x200x110
Rain protection profile PREFAB	1200	Custom-made as per drawing	Custom-made as per drawing	1200xdesired dimensionxdesired dimension



Installation example: ISO-TOP RAIN PROTECTION PROFILE

ISO-TOP CONSTRUCTION SHEETS WF3



PRODUCT DESCRIPTION

ISO-TOP CONSTRUCTION SHEETS WF3 made of high-density THERMAPOR offer the possibility of individual, constructive adaptation for assembly and sealing details on the IN FRONT OF WALL INSTALLATION SYSTEM ISO-TOP WINFRAMER. They can be cut to size and geometry, to individual requirements, on the construction site. They can be used both as adapter sheets in combination with the system profiles or individually as substructure profiles, liners and window sill moldings and in the fitting of blinds and shutters.

With a bending resistance of more than 650 kPa, the ISO-TOP CONSTRUCTION SHEETS WF3 offer a very high bearing capacity for windows or doors.

PRODUCT ADVANTAGES

- windows can be fitted into the thermal insulation level
- optimum integration in EWI systems
- optimisation of the Ψ -value thanks to highly thermal properties
- simple adjustment of length using standard mitre saws
- ideal basis for 3-level-sealing with multi-functional joint sealing strips
- excellent for energy-related building renovation
- complies with the requirements of the Building Energy Act (EnEV was valid 31.10.20) and the recommendations of the RAL "installation guide"
- can be combined with the system products of the ISO³-WINDOW SEALING SYSTEM
- certified Passive House component
- 10 Year Function Warranty*

* On the conditions of the manufacturer (available on request).




Technical data	Standard	Classification
Material description		THERMAPOR (EPS-F / flame-retardant)
Colour		silver grey
National test certificate for a construction product		P-23-001616-PR02-ift
Building material class	DIN 4102-1	B2 (normal flammability)
Fire behaviour	DIN EN 13501-1	E
Airtightness	PAW 141	no measurable air penetration
Impermeable to driving rain	DIN EN 1027	$\geq 1,200 \text{ Pa}$
Bulk density		$150 \text{ kg/m}^3 \pm 10\%$
Flame retardant		HBCD-free flame retardant
UV stability		6 months direct weathering during the construction phase
Compatibility with adjacent building materials	internal	requirements fulfilled
Compatibility with salt water		resistant
Compatibility with hydrochloric acid (10 %)		resistant
Compatibility with caustic soda (10 %)		resistant
Thermal conductivity	DIN EN 12667	$\lambda = 0.040 \text{ W/(m} \cdot \text{K)}$
Form stability under thermal load		-40°C to $+85^\circ\text{C}$
Temperature resistance	ISO 75-1	long-term $+85^\circ\text{C}$
Ageing resistance		resistant to rotting, non-rotting
Compressive strength at 2 %	DIN EN 826	$1,194 \text{ N/mm}^2$
Compressive strength at 10 %		$1,793 \text{ N/mm}^2$
Bending resistance	DIN EN 12089	$\geq 650 \text{ kPa}$
Shearing stress	DIN EN ISO 14130	$X = 0.217 \text{ N/mm}^2$
Creep characteristics at 20 % and 60 %		$E_m = 0.68 \text{ 0/00}$ up to 5.2 0/00
Water absorption (28 days storage)	DIN 12087	$\leq 1.5 \text{ Vol. \%}$
Water vapour diffusion resistance μ	DIN EN ISO 12572	< 500
Waste code		170604 170904
Load transfer		200 kg/m depending on wall substrate and projection
Dimension tolerance	DIN 7715 T5 P3	requirements fulfilled
Shelf life		24 months

System components	Length	Width	Height	Load transfer
ISO-TOP CONSTRUCTION SHEETS WF3 20	1.200 mm and 2.400 mm	800 mm	20 mm	$> 200 \text{ kg/m}$
ISO-TOP CONSTRUCTION SHEETS WF3 30		800 mm	30 mm	$> 200 \text{ kg/m}$
ISO-TOP CONSTRUCTION SHEETS WF3 40		800 mm	40 mm	$> 200 \text{ kg/m}$
ISO-TOP CONSTRUCTION SHEETS WF3 50		800 mm	50 mm	$> 200 \text{ kg/m}$
ISO-TOP CONSTRUCTION SHEETS WF3 60		800 mm	60 mm	$> 200 \text{ kg/m}$
ISO-TOP CONSTRUCTION SHEETS WF3 70		800 mm	70 mm	$> 200 \text{ kg/m}$
ISO-TOP CONSTRUCTION SHEETS WF3 80		800 mm	80 mm	$> 200 \text{ kg/m}$
ISO-TOP CONSTRUCTION SHEETS WF3 90		800 mm	90 mm	$> 200 \text{ kg/m}$
ISO-TOP CONSTRUCTION SHEETS WF3 100		800 mm	100 mm	$> 200 \text{ kg/m}$

Individual measures on request.

ISO-TOP WF FIXINGS



PRODUCT DESCRIPTION

High-quality screws and brackets are used for additional mechanical fixing of IN FRONT OF WALL INSTALLATION SYSTEMS ISO-TOP WINFRAMER. Window and door frames need to be mechanically fixed to the supporting frame system for in front of wall installation. The supporting frame system in turn also has to be screwed to the wall. The screws are specifically matched to the in front of wall installation system to guarantee quick and simple fitting.

APPLICATION

Once the supporting frame system has been bonded along its length to the relevant substrate (such as concrete, sand lime stone, brick, aircrete or wood) using ISO-TOP FLEX-ADHESIVE WF, it is then also fixed mechanically with the window screws described in this data sheet.

Additional fixing as described in the ETB guideline may also be needed for floor-level components. The IN FRONT OF WALL INSTALLATION SYSTEMS ISO-TOP WINFRAMER provide a number of different fixing methods for this purpose.






ISO-TOP WINFRAMER ALUMINIUM CONSOLES can be used at the installation stage as the basis for fixing in the system profile as described in the ETB guideline. The ISO-TOP ETB TIE PLATE EL and ISO-TOP JUSTA ETB ANCHOR BA can be used to create an ETB-compliant fixing on the inside of the window reveal either during or after installation. So the right fixing components are available for every application.

PRODUCT ADVANTAGES

- designed and approved for fixing in IN FRONT OF WALL INSTALLATION SYSTEMS ISO-TOP WINFRAMER
- approved for use on standard building substrates
- screw head shape designed specifically for high-density PUR and EPS systems

The ISO-TOP WF SCREWS were specially designed for the IN FRONT OF WALL INSTALLATION SYSTEM ISO-TOP WINFRAMER and can be used both to fix the window or door frame in the supporting frame system and for fixing to standard building substrates. The following table sets out the various screw type and lengths.

The installation instructions of ISO-TOP WINFRAMER provide information on using and fitting the ISO-TOP WF FIXINGS.

Component	Description	Size	Special features	Fixing
ISO-TOP WINFRAMER ALUMINIUM CONSOLES 	For inserting into the console slots of the „TYPE 3“ and in the fold area of the „TYPE 1“	98x50 mm; Thickness: 4 mm; for all overhangs of the „TYPE 1“ and „TYPE 3“	Easy to integrate during installation and can be subsequently fixed to existing attachment points as per the ETB guideline	ETB-compliant
ISO-TOP ETB TIE PLATE EL 	For simple fitting or retrofitting of fixings as per the ETB guideline	200 x 2.5 mm and 250 x 2.5 mm	Can be subsequently fixed to existing attachment points as per the ETB guideline	ETB-compliant
ISO-TOP JUSTA ETB ANCHOR BA 	For simple levelling and aligning of components as per the ETB guideline	140 x 50 mm and 250 x 50 mm; Screw length: 50 mm	Adjustment, load transfer and functional aligning using adjusting screws	ETB-compliant
ISO-TOP JUSTA TT BEARER PLATE 	For load transfer and lateral fixing of components	Diameter: 38 mm; Screw length: 50 mm	Adjustment, load transfer and functional aligning using adjusting screws	-
ISO-TOP ADJUSTING TOOL 	adjustment tool for JUSTA ETB ANCHOR BA and JUSTA TT BEARER PLATE	Length: 185 mm	Mechanical ratcheting function for adjusting the window position when installed	-

ISO-TOP WF SCREWS

Strength class		FKL C20/25	FKL 12	FKL T10	FKL PP2	FKL ≥ C24
Wall material	Window in the frame	Concrete	Sand lime stone	Brick / Poroton	Aircrete	Wood

ISO-TOP WINFRAMER „TYPE 1“, „TYPE 1“ PREFAB, „TYPE 1“ E30 and „TYPE 2“

80/80 to 140/90	FB-FK-T30 7.5x132	FB-SK-T30 7.5x82	FB-SK-T30 7.5x82	FB-SK-T30 7.5x252	FB-SK-T30 7.5x212	FB-SK-T30 7.5x82
150/110 to 200/110	FB-FK-T30 7.5x132	FB-SK-T30 7.5x102	FB-SK-T30 7.5x102	FB-SK-T30 7.5x300	FB-SK-T30 7.5x212	FB-SK-T30 7.5x102

ISO-TOP WINFRAMER „TYPE 3“

70/80	FB-FK-T30 7.5x132	FB-FK-T30 7.5x112	FB-FK-T30 7.5x112	FB-FK-T30 7.5x350	FB-FK-T30 7.5x252	FB-FK-T30 7.5x112
80/80	FB-FK-T30 7.5x132	FB-FK-T30 7.5x122	FB-FK-T30 7.5x122	FB-FK-T30 7.5x350	FB-FK-T30 7.5x252	FB-FK-T30 7.5x122
100/80	FB-FK-T30 7.5x132	FB-FK-T30 7.5x152	FB-FK-T30 7.5x152	FB-FK-T30 7.5x350	FB-FK-T30 7.5x300	FB-FK-T30 7.5x152
120/80 and 140/80	FB-FK-T30 7.5x132	FB-FK-T30 7.5x182	FB-FK-T30 7.5x182	FB-FK-T30 7.5x400	FB-FK-T30 7.5x300	FB-FK-T30 7.5x182
160/80	FB-FK-T30 7.5x132	FB-FK-T30 7.5x212	FB-FK-T30 7.5x212	FB-FK-T30 7.5x400	FB-FK-T30 7.5x350	FB-FK-T30 7.5x212
180/80	FB-FK-T30 7.5x132	FB-FK-T30 7.5x252	FB-FK-T30 7.5x252	FB-FK-T30 7.5x400	FB-FK-T30 7.5x350	FB-FK-T30 7.5x252
200/80	FB-FK-T30 7.5x132	FB-FK-T30 7.5x252	FB-FK-T30 7.5x252	FB-FK-T30 7.5x400	FB-FK-T30 7.5x400	FB-FK-T30 7.5x252

FB = window screw, FK = flat-head, SK = countersunk, T30 = Torx size / bit size, FKL = strength class



Flat-head



Countersunk

Minimum edge distances (mm) ISO-TOP WF SCREWS			
Wall material	TYP / Class	in reveal	on outer wall
Concrete	C 20 / 25	60	60
Sand-lime brick	FKL 12/20	60	60
Brick	T 10/12	100	60*
Aerated concrete	PP4	80	60*
Wood	≥ C24	40	40

* in use with adhesive system.

ISO-CONNECT VARIO SD



PRODUCT DESCRIPTION

ISO-CONNECT VARIO SD is a humidity regulating special foil for sealing joints, which can also be used as an air tight seal internal, in accordance with the Building Energy Act GEG (EnEV was valid 31.10.20) on windows, doors and panels. Due to its special capabilities the sd-value of this universal foil adapts to the seasonal temperature gradient changes which occur within the joints from inside outwards and from outside inwards. It is a weather independent external and internal humidity transporter. The joints remain dry all year round and condensation damage can be avoided effectively, as well as providing the air tight requirements of the UK Building Regulations. ISO-CONNECT VARIO SD complies with the recommendations according to the RAL "installation guide" of the RAL quality assurance association for windows and doors.

APPLICATION

ISO-CONNECT VARIO SD is suitable for sealing of both internal and external window and door connecting joints. The foil can be used as an internal and at the same time an external sealant. The fleece covered special foil is equipped with a self-adhesive strip for a quick and proficient application on window framework. The foil can also be equipped with an additional butyl-adhesive strip for sealing to the wall. The FIX finish provides, with its practical mesh fixing and large self-adhesive strips, powerful surface adhesion and increased plaster adhesion. Fully self-adhesive finishes COMPLETE and COMPLETE DUO do not require any additional adhesion with ISO-TOP FLEX ADHESIVE.

PRODUCT ADVANTAGES

- high drying effect of joints through humidity regulating function
- only one product for internal and external sealing levels
- eliminates mix-ups thereby avoiding application mistakes
- simplicity for the purchasing department and saves storage space
- special fleece surface suitable for plastering and pasting over
- with self-adhesive and butyl-adhesive strip for single product application
- complies with the requirements of the Building Energy Act (EnEV was valid 31.10.20) and the recommendations of the RAL "installation guide"
- 10 Year Function Warranty*

* On the conditions of the manufacturer (available on request).

PACKAGING

rolls, roll length: 60 m (finish A), 30 m (finishes A-G, B, C, FIX, COMPLETE and COMPLETE DUO)






Technical data	Standard	Classification
Material description		synthetic fleece
Colour		white
Building material class	DIN EN 13501	E
Impermeable to driving rain	DIN EN 1027	$\geq 1,050 \text{ Pa}$
Air permeability coefficient	DIN EN 12114	airtight $\alpha \leq 0.1 \text{ m}^3/[\text{h} \cdot \text{m} \cdot (\text{daPa})^{2/3}]$
UV stability		approx. 6 months
Compatibility with adjacent building materials	internal	requirements fulfilled
sd-value (vapour diffusion permeability)	DIN EN ISO 12572	sd-value depending on average humidity between 0.03 m (vapour permeable) and 15 m (vapour barrier)*
Temperature stability range	internal	approx. -40°C to approx. $+80^\circ\text{C}$
Dimension tolerance	DIN 7715 T5 P3	requirements fulfilled
Handling temperature		finishes A, A-G, B, C: approx. $+5^\circ\text{C}$ to approx. $+45^\circ\text{C}$ finishes FIX, COMPLETE & COMPLETE DUO: approx. -10°C to approx. $+45^\circ\text{C}$ **
Shelf life		1 year, dry and in original packing
Storage temperature		$+1^\circ\text{C}$ to $+20^\circ\text{C}$

* It is only possible to determine the variable sd-value with a dynamic calculation program (e.g. as indicated in the literature [10] in DIN 41083:2001-07). For the calculation according to the static method a fixed sd-value of 2.5 m can be used.

** Finishes FIX, COMPLETE and COMPLETE DUO tested on frost-free surfaces (concrete blocks, cast concrete and bricks). Own tests should be done generally.

FINISHES




FINISH A

SK single side self-adhesive with 1 self-adhesive strip on the fleece side



FINISH A-G

SK-GT single side self-adhesive with 1 self-adhesive strip on the fleece side + 100mm mesh



FINISH B

SK-BT Mono single side self-adhesive with 1 self-adhesive strip and 1 butyl-adhesive strip on the smooth foil side



FINISH C

SK-BT Duo alternating self-adhesive with 1 self-adhesive strip on the fleece side and 1 butyl-adhesive strip on the smooth foil side



FINISH FIX

2SK-GT double-sided self-adhesive, 2 self-adhesive strips (window mounting) on the fleece side and 1 special adhesive strip (wall mounting) on the smooth foil side + 10mm mesh



FINISH COMPLETE

full surface adhesive finish with a 2-way or 3-way split liner



FINISH COMPLETE DUO

full surface adhesive finish with a 2-way or 3-way split liner and 1 self-adhesive strip (window mounting)

DIMENSIONS

width finish A: 70, 90, 145, 180, 235, 290 mm


width finish A-G: 60, 90 mm

width finish B / C: 70, 90, 145 mm

width finish FIX: 100, 140 mm

width finishes COMPLETE / COMPLETE DUO: 70, 100, 140, 200, 290 mm

ISO-CONNECT VARIO SD „PADS“



PRODUCT DESCRIPTION

ISO-CONNECT VARIO SD „PADS“ are ready-to-use adhesive pads for spot-masking components and leaks. A perforated tear-off line allows them to be quickly and easily detached from the roll by hand. They are made from an air tight and fleece-coated special foil and are self-adhesive over the entire surface. With its special functionality, the sd-value of the special foil adapts to the seasonal temperature gradients which occur from the inside outwards or the outside inwards. As a result, moisture can be transported to the outside or to the room regardless of the weather conditions, effectively preventing condensation damage.

APPLICATION

ISO-CONNECT VARIO SD „PADS“ are suitable for both indoor and outdoor use. As they are self-adhesive over the full surface, there is no need for additional gluing with paste-like tube adhesives such as ISO-TOP FLEX-ADHESIVE. ISO-CONNECT VARIO SD „PADS“ are supplied on a perforated roll so that the foil pads can simply be torn off individually. As they are 200mm long, the pads are ideal for masking anchors and fixing cleats, creating an air tight cover that is resistant to driving rain and creating a base surface for metal fixing anchors that can be plastered.

PRODUCT ADVANTAGES

- simple and fast masking of metal anchors
- perforations mean that no blades / scissors are needed
- only one product for internal and external sealing levels
- special fleece surface suitable for plastering over
- with full surface adhesive finish
- complies with the requirements of the Building Energy Act (EnEV was valid 31.10.20) and the recommendations of the RAL "installation guide"
- 10 Year Function Warranty*

* On the conditions of the manufacturer (available on request).



Technical data	Standard	Classification
Material description		synthetic fleece
Colour		white
Building material class	DIN EN 13501	E
Impermeable to driving rain	DIN EN 1027	$\geq 1.050 \text{ Pa}$
Air permeability coefficient	DIN EN 12114	airtight $\alpha \leq 0.1 \text{ m}^3/[\text{h} \cdot \text{m} \cdot (\text{daPa})^{2/3}]$
UV stability		approx. 6 months
Compatibility with adjacent building materials	internal	requirements fulfilled
sd-value (vapour diffusion permeability)	DIN EN ISO 12572	sd-value depending on average humidity between 0.03 m (vapour permeable) and 15 m (vapour barrier)*
Temperature stability range	internal	approx. -40 °C to approx. +80 °C
Dimension tolerance	DIN 7715 part 5 P3	requirements fulfilled
Handling temperature		approx. -10 °C to approx. +45 °C**
Shelf life		1 year, dry and in original packing
Storage temperature		+1 °C to +20 °C

* It is only possible to determine the variable sd-value with a dynamic calculation program (e. g. as indicated in the literature [10] in DIN 41083:2001-07). For the calculation according to the static method a fixed sd-value of 2.5 m can be used.

** Tested on frost-free surfaces (concrete blocks, cast concrete and bricks). Own tests should be done generally.

VERSIONS

Full surface adhesive finish, perforations every 200 mm for tearing off individual pads. Liner split in the middle allowing it to be easily pulled off.

DIMENSIONS

width: 100, 140 mm

Alternative dimensions available on request.


PACKAGING

rolls, roll length: 30 m



Installation example for ISO-CONNECT VARIO SD „PADS“

ISO-CONNECT VARIOFLEX SD+



PRODUCT DESCRIPTION

ISO-CONNECT VARIOFLEX SD+ is a highly flexible and stretchy special foil that can be used for connection joints for windows, doors and panels to create a seal that is airtight and windproof. ISO-CONNECT VARIOFLEX SD+ consists of a flexible soft plastic fleece and has very good adhesive properties. When the fold is closed of the fold (20 mm), the foil is used as the COMPLETE F with adhesive strips applied to one side. By opening the fold (20 mm), the COMPLETE F DUO with self-adhesive strips on both sides. A single foil can thus be used for all sealing applications between window frame and building structure.

APPLICATION

ISO-CONNECT VARIOFLEX SD+ is used in the interior and exterior of buildings for bonding over window connection joints; with its variable sd-value, it is particularly adaptable to the substrate. The principle of "tighter on the inside than on the outside" is therefore guaranteed at all times and in any climate. The foil creates a reliable seal for movement joints. As it is extremely good for absorbing movement whilst offering high tensile strength, it can compensate even for significant component movements.

PRODUCT ADVANTAGES

- fold technology for universal usability
- high stretchability and flexible adaptation
- variable sd value, can be used inside and out
- low inherent rigidity combined with high tensile strength for simple and precise application
- airtight and windproof
- resistant to driving rain and impermeable to water
- special fleece surface which is easy to plaster, paint or glue
- with self-adhesive strip for quick and effective fitting
- complies with the requirements of the Building Energy Act (EnEV was valid 31.10.20) and the recommendations of the RAL "installation guide"
- 10 Year Function Warranty*

* On the conditions of the manufacturer (available on request).

VERSIONS

By opening the 20 mm longitudinal fold, the variant COMPLETE F with self-adhesive on one side becomes the COMPLETE F DUO with alternating adhesive surfaces.



Technical data: Foil	Standard	Classification
Material description		polymer fleece that is permeable to vapour diffusion
Colour		black
Resistance of joints to driving rain	DIN EN 1027	$\geq 1,050 \text{ Pa}$
Joint permeability coefficient	DIN EN 12114	airtight $a \leq 0.1 \text{ m}^3/[\text{h} \cdot \text{m} \cdot (\text{daPa})^{2/3}]$
UV stability		approx. 8 months
Temperature resistance	internal	-40°C to $+90^\circ\text{C}$
sd value	DIN EN ISO 12572	0.4 to 25 m depending on the moisture levels
Pliability at -23°C	internal	no breakage, no cracking
Fire behaviour	DIN EN 13501	E
Dimensional tolerance	DIN 7715 T5 P3	requirements fulfilled
Storage time		1 year, in original packaging and stored dry
Storage temperature		$+1^\circ\text{C}$ to $+20^\circ\text{C}$

DIMENSIONS

Folded foil in working widths:

- 85 mm (folded 65+20 mm)
- 100 mm (folded 80+20 mm)
- 150 mm (folded 130+20 mm)
- 200 mm (folded 180+20 mm)

all with a 20 mm fold-out foil part.

Other dimensions available upon request.

PACKAGING

Supplied on rolls, roll length: 30 m


SERVICE

- fast standard delivery from stock
- knowledgeable commercial and technical advice
- advice on installation and on-site instruction

PROCESSING

The substrate for the surfaces to be bonded must be sound and solid. Remove all dust, release agents, oil or grease, and any moisture or ice. Remove the backing paper from the self-adhesive strip when sealing house door and window connections or panels. Then apply the foil to the frame and press down hard or roll with a roller. Then open the fold; the foil can now be stuck to the walls and rolled. ISO-CONNECT VARIOFLEX SD+ can be pre-fitted in the workshop. The folded shape allows the foil to lie flat and smooth against the frame; it is not unfolded until it is used on site. Full-surface bonding must be achieved in the area to be plastered over. Due to the one-sided self-adhesion in the folded state, no additional bonding with an MS polymer adhesive is required. Foil overlaps should be $> 50 \text{ mm}$ wide. Plastering can start as soon as the adhesive has dried enough for the foil to bear the weight of the plaster. As there are so many external influences and surface finishes, always test a small sample before use to determine the adhesive properties. Adhesive repairs or separated areas can be reglued with ISO-TOP FLEX-ADHESIVE XP.

ISO-CONNECT VARIOFLEX SD



PRODUCT DESCRIPTION

ISO-CONNECT VARIOFLEX SD is a moisture-regulating film that can be used to seal connecting joints on windows, doors and panels. The moisture-viable special film adapts its sd value to the different temperature gradients from the inside to the outside or from the outside to the inside. The liner of ISO-CONNECT VARIOFLEX SD is particularly easy to remove thanks to the narrow, adhesive-free surface.

APPLICATION

ISO-CONNECT VARIOFLEX SD is suitable for sealing connecting joints in doors and windows both indoors and outdoors. The self-adhesive variants COMPLETE F and COMPLETE F DUO have the advantage that no additional bonding is required. is necessary.

DIMENSIONS

Widths versions COMPLETE F / COMPLETE F DUO:
70, 90, 140, 190 mm

PACKAGING

Supplied on rolls, roll length: 30 m

PRODUCT ADVANTAGES

- high stretchability and flexible adaptation
- variable sd value, can be used inside and out
- low inherent rigidity combined with high tensile strength for simple and precise application
- airtight and windproof
- resistant to driving rain and impermeable to water
- special fleece surface which is easy to plaster, paint or glue
- with self-adhesive strip for quick and effective fitting
- complies with the requirements of the Building Energy Act and the recommendations of the RAL "installation guide"
- 10 Year Function Warranty*

* On the conditions of the manufacturer (available on request).

Versions

COMPLETE F



COMPLETE F DUO



All COMPLETE-variants with 2-way or 3-way split liner.

Foil —————

Self-adhesive strip - - - - -





Technical data: Foil	Standard	Classification
Material description		polymer fleece that is permeable to vapour diffusion
Colour		black
Resistance of joints to driving rain	DIN EN 1027	$\geq 1,050 \text{ Pa}$
Joint permeability coefficient	DIN EN 12114	airtight $a \leq 0.1 \text{ m}^3/[\text{h} \cdot \text{m} \cdot (\text{daPa})^{2/3}]$
UV stability		approx. 8 months
Temperature resistance	internal	-40°C to $+90^\circ\text{C}$
sd value	DIN EN ISO 12572	0.4 to 25 m depending on the moisture levels
Pliability at -23°C	internal	no breakage, no cracking
Fire behaviour	DIN EN 13501	E
Dimensional tolerance	DIN 7715 T5 P3	requirements fulfilled
Storage time		1 year, in original packaging and stored dry
Storage temperature		$+1^\circ\text{C}$ to $+20^\circ\text{C}$


SERVICE

- fast standard delivery from stock
- knowledgeable commercial and technical advice
- advice on installation and on-site instruction

PROCESSING

The substrate for the surfaces to be bonded must be sound and solid. Remove all dust, release agents, oil or grease, and any moisture or ice. Remove the backing paper from the self-adhesive strip when sealing house door and window connections or panels. Then apply the foil to the frame and press down hard or roll with a roller. The foil can then be applied to the mural and rolled on. ISO-CONNECT VARIOFLEX SD can be pre-fitted in the workshop. Full-surface bonding must be achieved in the area to be plastered over. Due to the one-sided self-adhesion, no additional bonding with an MS polymer adhesive is required. Foil overlaps should be $> 50 \text{ mm}$ wide. Plastering can start as soon as the adhesive has dried enough for the foil to bear the weight of the plaster. As there are so many external influences and surface finishes, always test a small sample before use to determine the adhesive properties. Adhesive repairs or separated areas can be reglued with ISO-TOP FLEX-ADHESIVE XP.

ISO-CONNECT VARIO XD



PRODUCT DESCRIPTION

ISO-CONNECT VARIO XD is a humidity variable special foil for the inner and outer sealing of windows and facade connecting joints. The foil reacts to the different seasonal temperature gradients by variably adapting its sd-value, thus achieving a high drying effect in the joint all year round. It complies with the requirements of GEG (Building Energy Act, EnEV was valid 31.10.20) concerning the airtightness of the building envelope and the recommendations of the RAL quality assurance association for windows and doors in the "installation guide".

APPLICATION

ISO-CONNECT VARIO XD is perfectly suited for the sealing of both internal and external window and door elements in metal, window and facade constructions. The fleece-covered special foil is available in different self-adhesive finishes for quick and proficient installation. The foil can be used under the window sill (eg. for External Wall Insulation systems) as the 2nd trough shaped sealing level.

FINISHES

- Finish A: without self-adhesive strip
- Finish B: SK foil; self-adhesive on one side using 1 acrylic strip on the smooth foil side
- Finish C: SK fleece; self-adhesive on one side using 1 acrylic strip on the textured fleece side
- Finish D: BT foil; self-adhesive on one side using 1 butyl strip on the smooth foil side

PRODUCT ADVANTAGES

- only one product for internal and external sealing (avoids application mistakes, makes purchasing and storage easier)
- high drying effect in the joint thanks to humidity-regulating functional mechanism (variable sd-value)
- resistant to driving rain up to more than 1,050 Pa
- high tear resistance
- up to 1 year UV light stability in any weather conditions
- special fleece surface, easy to plaster and glue over
- with self-adhesive strips for efficient application
- complies with the requirements of the Building Energy Act (EnEV was valid 31.10.20) and the recommendations of the RAL "installation guide"
- 10 Year Function Warranty*

* On the conditions of the manufacturer (available on request).

- Finish E: 2SK; self-adhesive on the same edge of both/alternating sides using 1 acrylic strip on the textured fleece side and 1 acrylic strip on the smooth foil side
- Finish F: 2SK-1BT Duo; self-adhesive on both/alternating sides using 1 acrylic strip on the textured fleece side and 1 acrylic strip, plus 1 butyl strip on the smooth foil side





Technical data	Standard	Classification
Material description		polymer fleece foil
Colour		black
Building material class	DIN EN 13501-1	E
Impermeable to driving rain	DIN EN 1027	$\geq 1,050 \text{ Pa}$
sd-value (vapour diffusion permeability)	DIN EN ISO 12572	depending on the average air humidity, sd-value between approx. 1 and 12 m*
Air permeability coefficient	DIN EN 12114	airtight $a \leq 0.1 \text{ m}^3/[\text{h} \cdot \text{m} \cdot (\text{daPa})^{2/3}]$
UV stability (fleece side)		approx. 12 months
Temperature stability range		approx. -40°C to approx. $+80^\circ\text{C}$
Handling temperature		approx. $+5^\circ\text{C}$ to approx. $+45^\circ\text{C}$
Dimension tolerance	DIN 7715 T5 P3	requirements fulfilled
Shelf life		1 year, dry and in original packing

* The recording of the variable sd-value is only possible with a dynamic calculation program (e. g. in accordance with literature specification [10] in DIN 4108-3:2001-07). When calculation is done using a static method, a fixed sd-value of 2.5 m can be used.

PROCESSING

The bonding surfaces must be free of humidity, dust, stripping agents, oil, grease and other anti-adhesive substances. Pretreat porous and absorbent surfaces with primer. Bond the window connection foil without tension with sufficient slack for movement between the frame and the building reveal. Unless using finish F, we recommend ISO-TOP FLEX-ADHESIVE for this purpose (see product data sheet ISO-TOP FLEX-ADHESIVE for the correct selection to match your requirements). Apply enough adhesive to leave a caterpillar strip about 30 mm wide and at least 1 mm thick after the foil has been pressed in place.

With the butyl self-adhesive version, pretreat the surface with primer if necessary and then apply the butyl self-adhesive to the surface. Use a roller to carefully press the strip in place. On areas which are to be plastered over, a full surface bonding caterpillar strip should be applied. A foil surface of max. 20 mm should be left unglued to allow for potential movement. Corners and overlaps in the foil must be bonded using ISO-TOP FLEX-ADHESIVE. It must be noted that only the fleece-covered side can be plastered over. The window connection foil bonded to the outside of the building must always be covered. As the 2nd level sealing, under a window sill, lay it in a trough shape with side going up the reveal wall, paying particular attention to the corners (possibly by using preprepared corners). For detailed information about processing see the installation instructions.

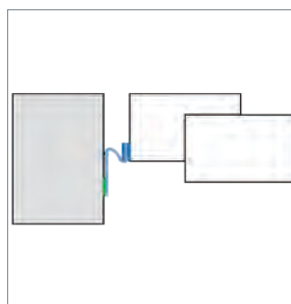
DIMENSIONS

width: 70 – 600 mm (depending on the finish)

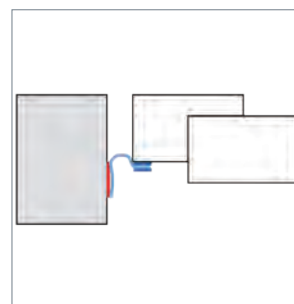
PACKAGING

rolls, roll length: 50 m


SELECT SPECIFIC VERSION ACCORDING TO INSTALLATION DETAILS




Finish F: 2SK-1 BT Duo



Finish E: 2SK and ISO-TOP FLEX-ADHESIVE



SK one-sided self-adhesive for bonding to frames



SK alternating self-adhesive for bonding to frame

ISO-CONNECT INSIDE EPDM



PRODUCT DESCRIPTION

ISO-CONNECT INSIDE EPDM is a butyl caoutchouc band and serves as an internal sealing on window, door and facade connections.

ISO-CONNECT INSIDE EPDM is vapour diffusion impermeable and guarantees a secure and reliable internal seal on building facade and structural connections. Joint movement is constantly compensated for through the materials high elasticity.

APPLICATION

ISO-CONNECT INSIDE EPDM is designed for a precision seal on the building's window, door and facade connections.

ISO-CONNECT INSIDE EPDM is a versatile and proven sealing band in combination with metal, window and facade constructions.

FINISHES

- Finish A: without self-adhesive
- Finish B: SK
single side self-adhesive with 1 self-adhesive strip
- Finish C: BT
single side self-adhesive with 1 or 2 butyl-adhesive strips, subject to product width
- Finish D: SK-BT
single side self-adhesive with 1 self-adhesive strip and 1 or 2 butyl-adhesive strips, subject to product width

PRODUCT ADVANTAGES

- permanent internal seal
- high elasticity – compensates joint movement
- vapour diffusion impermeable
- extreme temperature and weather resistance
- complies with the requirements of the Building Energy Act (EnEV was valid 31.10.20) and the recommendations of the RAL "installation guide"
- 10 Year Function Warranty*

* On the conditions of the manufacturer (available on request).





Technical data	Standard	Classification
Material description		synthetic caoutchouc on butyl bases
Colour		black
Building material class	DIN 13501	E
Air permeability coefficient	DIN EN 12114	airtight $a \leq 0.1 \text{ m}^3/[\text{h} \cdot \text{m} \cdot (\text{daPa})^{2/3}]$
UV stability	DIN 7864 T1	UV resistant
sd-value	DIN EN ISO 12572	0.8 mm approx. 240 m 1.2 mm approx. 360 m
Water vapour diffusion resistance μ	DIN EN 1931	$\approx 300,000$
Material thickness		0.8 mm and 1.2 mm
Tensile strength	DIN 53504	$\geq 350 \%$
Elongation	DIN 53504	$\geq 8.5 \text{ mPa}$
Maximum tear resistance	DIN 53504	$\geq 20 \text{ kN/m}$
Temperature stability range		-30°C to +130°C
Handling temperature		+5°C to +35°C
Dimension tolerance	DIN 7715 T5 P3	requirements fulfilled
Storage temperature		+1°C to +25°C
Shelf life		unlimited (EPDM), finishes with adhesive strips 12 months, dry and in original packing

PREPARATION

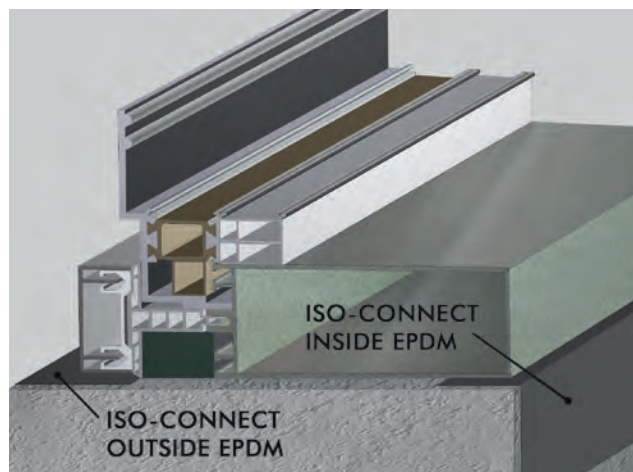
Unroll ISO-CONNECT INSIDE EPDM sealing band and cut to the required length. The surface must be clean, dry and free from solvents, grease, dust and other anti-adhesive substances.

PROCESSING

Generating an air tight joint with the means of partial surface adhesion using gunable, paste-like and solvent free adhesive (ISO-TOP FLEX-ADHESIVE XP). Primer is not necessary with ISO-TOP FLEX-ADHESIVE XP, with the correct professional preparation.

Alternatively, finish B and D are supplied with an acrylic adhesive strip to assist attaching the end to the aluminium window until the mechanical fixings are installed, or a gunned adhesive is applied. When using finish with Butyl-adhesive, pre-treat any porous and absorbent surfaces with ISO-TOP BLUE PRIMER and then apply the self-adhesive material to the surface. For all adhesive areas use a roller to carefully apply pressure to the area until the product adopts the contours of the facade.

Butyl caoutchouc adhesives are sensitive to solvents. On complete surface bonding using solvent based contact adhesive, coat both the band and the surface and then carefully press into place.



Installation example: ISO³-WINDOW SEALING SYSTEM


DIMENSIONS

width: 100, 150, 200, 250, 300, 400, 500 mm
alternative dimensions available on request

PACKAGING

rolls, roll length: 25 m

ISO-CONNECT OUTSIDE EPDM



PRODUCT DESCRIPTION

ISO-CONNECT OUTSIDE EPDM is a bitumen-compatible elastomer-based sealing band which serves as an external durable sealant on windows and facades in accordance with DIN 18531 and DIN 18533. ISO-CONNECT OUTSIDE EPDM is extremely temperature and weather resistance as well as having the ability to compensate for joint movement.

APPLICATION

ISO-CONNECT OUTSIDE EPDM is a special outer sealant, designed in accordance with DIN 18195 and DIN 18533, for metal and window and façade structures and used as the complete perimeter seal and/or the base seal for doorways and floor fitting windows.

FINISHES

In addition to the tried and tested standard version ISO-CONNECT EPDM we also offer a COMPLETE version with full-surface adhesive film for easy fitting.

ISO-CONNECT EPDM FLEECE offers further advantages, enabling it to be plastered, painted and covered over.

PRODUCT ADVANTAGES

- permanent outer sealant
- high elasticity – compensates for joint movement
- extreme temperature and weather resistant
- bitumen compatible
- complies with the requirements of the Building Energy Act (EnEV was valid 31.10.20) and the recommendations of the RAL "installation guide"
- 10 Year Function Warranty*

* On the conditions of the manufacturer (available on request).

DIMENSIONS

width: 100, 150, 200, 250, 300, 400, 500, 600, 700 mm
alternative dimensions available on request

PACKAGING

rolls, roll length: 25 m

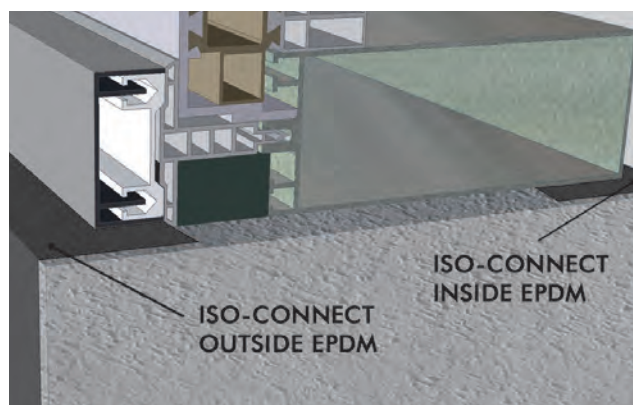


Technical data	Standard	Classification
Material description		synthetic caoutchouc on EPDM basis
Colour		black
Building material class	DIN EN 13501	E
Impermeable to driving rain	DIN EN 1027	$\geq 1,050 \text{ Pa}$
Air permeability coefficient	DIN EN 12114	airtight $\alpha \leq 0.1 \text{ m}^3/[\text{h} \cdot \text{m} \cdot (\text{daPa})^{2/3}]$
Bitumen compatible	DIN 7864 T1	bitumen compatible
UV stability	DIN 7864 T1	UV resistant; FLEECE-Surface finish approx. 12 months
Ozone resistance	DIN 7864 T1	ozone resistant
sd-value	DIN EN ISO 12572	0.8 mm approx. 25.6 m / 1.2 mm approx. 38.4 m FLEECE Finish: 0.8 mm approx. 26 m / 1.2 mm approx. 39 m
Water vapour diffusion resistance μ	DIN EN 1931	$\approx 32,000$
Material thickness		0.8 mm and 1.2 mm
Elongation at break	DIN 53504	$\geq 300 \%$
Tensile strength	DIN 53504	$\geq 6.5 \text{ mPa}$
Maximum tear resistance	DIN 53504	$\geq 25 \text{ kN/m}$
Temperature stability range		-30°C to $+100^\circ\text{C}$
Handling temperature		$+5^\circ\text{C}$ to $+35^\circ\text{C}$
Dimension tolerance	DIN 7715 T5 P3	requirements fulfilled
Storage temperature		$+1^\circ\text{C}$ to $+25^\circ\text{C}$
Shelf life		unlimited (EPDM), finishes with adhesive strips 12 months, dry and in original packing

Finishes	
A	
B	
C	
D	
COMPLETE	
COMPLETE DUO	
FLEECE	
FLEECE DUO	
FLEECE COMPLETE	
FLEECE COMPLETE DUO	

All COMPLETE-variants with 2-way or 3-way split liner.

EPDM foil Butyl-adhesive strip
Self-adhesive strip Fleece



Installation example: ISO³-WINDOW SEALING SYSTEM

REMARKS

EPDM films only fulfil the requirements of DIN SPEC 20000-202 for sealing with a thickness of $\geq 1.1 \text{ mm}$.

ACCESSORIES

- ISO-TOP ROLL
- ISO-TOP FLEX ADHESIVE XP
- ISO-CONNECT EPDM SEALING CORNERS
- ISO-CONNECT EPDM SEALING TRAY

ISO-CONNECT EPDM SEALING COLLAR AND SEALING CORNER



PRODUCT DESCRIPTION

ISO-CONNECT EPDM SEALING COLLAR is a elastomer sealing system. It is used for external sealing of window and door elements that are installed in the facade with metal angles in front of the load-bearing wall. This makes the system particularly suitable for in front of wall sealing in external applications. It conforms to DIN requirements. The vulcanised corner connections create a long-lasting seal and are very fast to install.

APPLICATION

ISO-CONNECT EPDM SEALING COLLAR is designed for structurally correct external sealing of door and window connections and can be used for all types of windows. It is ideal for the external sealing of structural elements in the facade area. ISO-CONNECT EPDM SEALING COLLAR is a versatile and proven sealing foil for use in PVC, wood, metal, window and facade constructions.

The sealing collars are made from highly flexible EPDM and are individually tailored for the application. They can be quickly fitted to the window using the optional butyl-adhesive or a suitable eurogroove gasket. A fitter places the prefabricated collar around the window in front of the wall, bonding it correctly to the supporting masonry wall. This simple and reliable seal can be fitted up to 6 times faster than a seal with foil strips.

PRODUCT ADVANTAGES

- permanent outer sealant
- high elasticity – compensates for joint movement
- extreme temperature and weather resistant
- eurogroove gasket range suitable for many PVC and aluminium systems
- installation time up to 6 times faster than sealing with foil strips
- custom-fit to external window dimensions
- complies with the requirements of the Building Energy Act (EnEV was valid 31.10.20) and the recommendations of the RAL "installation guide"
- 10 Year Function Warranty*

* On the conditions of the manufacturer (available on request).

ACCESSORIES

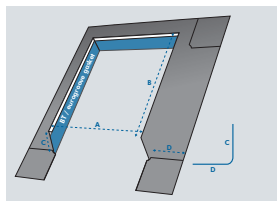
ISO-TOP FLEX-ADHESIVE XP for bonding to the masonry

PATENT-
PENDING



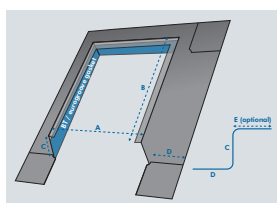
Technical data	Standard	Classification
Material description		synthetic caoutchouc on EPDM basis
Colour		black
Building material class	DIN EN 13501-1	E
Air permeability coefficient	DIN EN 12114	airtight $a \leq 0.1 \text{ m}^3/[\text{h} \cdot \text{m} \cdot (\text{daPa})^{2/3}]$
Bitumen compatible	DIN 7864 T1	bitumen compatible
UV stability	DIN 7864 T1	UV resistant
Ozone resistance	DIN 7864 T1	ozone resistant
Water vapour diffusion resistance μ	DIN EN 1931	60,000 +/- 18,000
Material thickness		0.8 mm and 1.2 mm
Elongation at break	DIN EN 12311-1	$\geq 450\%$
Tensile strength	DIN EN 12311-1	$\geq 350 \text{ N}/50 \text{ mm}$
Maximum tear resistance	DIN EN 12310-1	$\geq 90 \text{ N}$
Temperature stability range		-30°C to +110°C
Handling temperature		+5°C to +35°C
Dimension tolerance	DIN 7715 T5 P3	requirements fulfilled
Storage temperature		+1°C to +25°C
Shelf life		unlimited (EPDM with eurogroove gasket), finishes with adhesive strips 12 months, dry and in original packing

FINISHES



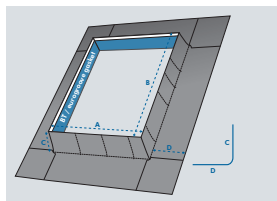
FINISH A

- 3-sided, without front part
- without self-adhesive
- with butyl-adhesive strip (BT)
- with eurogroove gasket (K)*



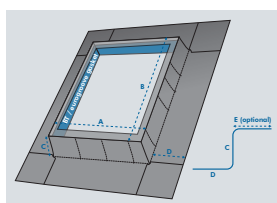
FINISH B

- 3-sided, with front part (E)
- without self-adhesive
- with butyl-adhesive strip (BT)
- with eurogroove gasket (K)*



FINISH C

- 4-sided, without front part
- without self-adhesive
- with butyl-adhesive strip (BT)
- with eurogroove gasket (K)*



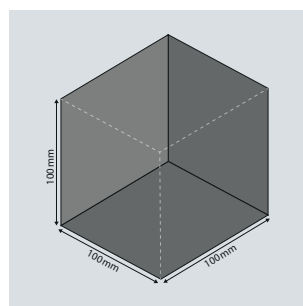
FINISH D

- 4-sided, with front part (E)
- without self-adhesive
- with butyl-adhesive strip (BT)
- with eurogroove gasket (K)*

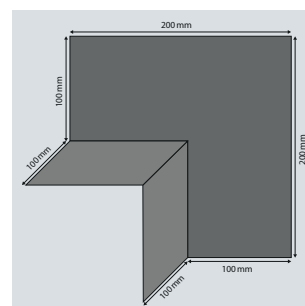
* For eurogroove gasket range, see sketches on the right.
K3 and K6 = minimum order quantity 2,000 m.

ISO-CONNECT EPDM SEALING CORNERS

Alternatively, we also supply moulded EPDM sealing corners for various connection areas on buildings. These can be used for in front of wall elements, for the lower connection area, on floor-level elements, balcony doors and patio door systems. The material thicknesses and properties correspond to those of the ISO-CONNECT EPDM SEALING COLLAR.



inside corner



outside corner

DIMENSIONS SEALING CORNERS

inside corner: 100 x 100 x 100 mm

outside corner: 200 x 200 x 100 mm



K1



K2



K3



K4




K5



K6

ISO-CONNECT EPDM SEALING TRAY



PRODUCT DESCRIPTION

ISO-CONNECT EPDM SEALING TRAY is a sealing system made from highly flexible EPDM. It can be used both as the second sealing level beneath window sills and in the vicinity of threshold connections for floor-level windows and doors.

The main benefit lies in the controlled removal of water or condensation which can collect in the bottom part of windows and doors, and beneath aluminium and stone window sills. In the critical corner areas, the pre-shaped, high-density vulcanised corners ensure a 100% seal. The ISO-CONNECT EPDM SEALING TRAY is individually produced to the precise dimensions, saving both time and money at the installation stage. It also reduces the risk of mistakes during installation and leaks, thus effectively avoiding costly damage to the building.

APPLICATION

The ISO-CONNECT EPDM SEALING TRAY was designed for the professional external sealing of bottom door and window connections and can be used for all types of window. The tray-shaped, closed sealing system is especially useful beneath the window sill and in the vicinity of threshold seals. The sealing system is a versatile and proven sealing foil for use in PVC, wood, metal, window and facade constructions.

ACCESSORIES

ISO-TOP FLEX-ADHESIVE XP for bonding to the window and masonry

PRODUCT ADVANTAGES

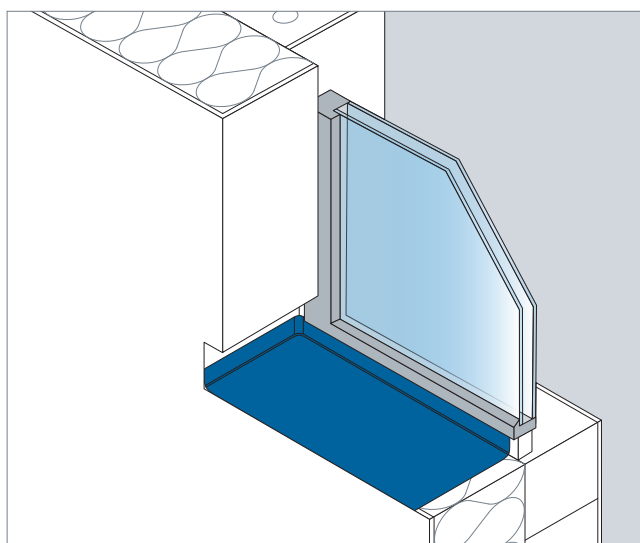
- fulfils the specifications for system conformity issued by the Fachverband Wärmedämm-Verbundsysteme e.V. (German Association for External Thermal Insulation Composite Systems)
- meets the recommendations of the Gütegemeinschaft Wärmedämmung von Fassaden e.V. (German Association for the Thermal Insulation of Facades) for the installation of metal and stone window sills
- saves time when sealing the second sealing level
- resistant to driven rain in excess of 1,050 Pa
- high elasticity and mechanical strength
- seals the critical corner areas simply and reliably
- MS polymer adhesive for reliable bonding
- individual and custom-fit production
- material is compatible with aluminium, plastic and stone window sills
- bitumen free
- complies with the requirements of the Building Energy Act (EnEV was valid 31.10.20) and the recommendations of the RAL "installation guide"
- 10 Year Functional Warranty*

* On the conditions of the manufacturer (available on request).

Technical data	Standard	Classification
Material description		synthetic caoutchouc on EPDM basis
Colour		black
Building material class	DIN EN 13501-1	E
Air permeability coefficient	DIN EN 12114	airtight $a \leq 0.1 \text{ m}^3/[\text{h} \cdot \text{m} \cdot (\text{daPa})^{2/3}]$
Impermeable to driving rain	DIN EN 1027	$\geq 1050 \text{ Pa}$
Bitumen compatible	DIN 7864 part 1	bitumen compatible
UV stability	DIN 7864 part 1	UV resistant
Ozone resistance	DIN 7864 part 1	ozone resistant
Water vapour diffusion resistance μ	DIN EN 1931	60,000 +/- 18,000
Material thickness		0.8 mm and 1.2 mm
Elongation at break	DIN EN 12311-1	$\geq 450\%$
Tensile strength	DIN EN 12311-1	$\geq 350 \text{ N}/50 \text{ mm}$
Maximum tear resistance	DIN EN 12310-1	$\geq 90 \text{ N}$
Temperature stability range		-30 °C to +110 °C
Handling temperature		+5 °C to +35 °C
Dimension tolerance	DIN 7715 part 5 P3	requirements fulfilled
Storage temperature		+1 °C to +25 °C
Shelf life		unlimited, stored dry and in original packing

APPLICATION

The ISO-CONNECT EPDM SEALING TRAY is pre-shaped individually sized. The installer can thus attach it quickly and easily to the window, and bond it correctly. We recommend using the MS polymer adhesive ISO-TOP FLEX-ADHESIVE XP to create a reliable bond. If it is too high at the sides, for example, the sealing tray can be individually adapted using scissors.



Installation example: ISO-CONNECT EPDM SEALING TRAY

DIMENSIONS

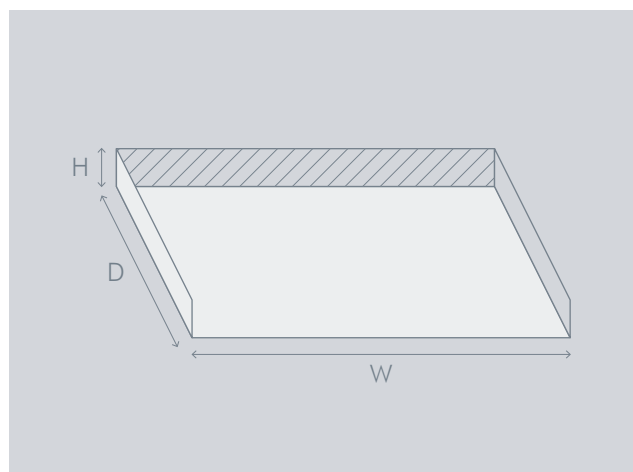
ISO-CONNECT EPDM SEALING TRAYS are individually pre-shaped to size.

Please provide the following measurements when ordering:


- dimension W = width
- dimension D = depth
- dimension H = height

* The height is the same on all three sides and can be adjusted on site using scissors if necessary.

Can be supplied with butyl-adhesive strips on request.



ISO-CONNECT HB-BAND



PRODUCT DESCRIPTION

ISO-CONNECT HB-BAND is a highly pressure-resistant sealing strip that is primarily used in timber-framed buildings between the wall sole plate and foundation wall / floor slab as a capillary barrier. It is ideal for sealing against rising damp.

It can be supplied ready prepared with:

- two impregnated foam strips for absorbing tolerances and compensating for irregular masonry surfaces
- two butyl self-adhesive strips for permanent fixing

APPLICATION

ISO-CONNECT HB-BAND is a specially-designed horizontal seal for timber-framed buildings. It prevents moisture migration from the supporting structure to the wall sole plate. With the addition of the impregnated foam strips, it also aids the airtightness and the thermal insulation between the two varying surfaces.

DIMENSIONS

thickness: 0.8 mm (plus impregnated tape, if added)
width: 120, 140, 150, 200, 250, 300, 400 mm
alternative dimensions available on request

PRODUCT ADVANTAGES

- permanent seal
- highly pressure-resistant
- excellent resistance to tearing
- weather resistant and UV stable
- impermeable to water vapour
- bitumen-compatible
- extremely temperature-resistant
- aids airtightness and thermal insulation
- flexible, even at low temperatures

FINISHES

- Finish 1: standard
- Finish 2: VK
with 2 impregnated foam strips (15x20 mm)
- Finish 3: VK-BT
with 2 impregnated foam strips (15x20 mm)
and 2 butyl-adhesive strips (20 mm)

PACKAGING

rolls, roll length: 25 m

Technical data	Standard	Classification
Material description		synthetic caoutchouc on EPDM basis
Colour		black
Building material class	DIN 13501 T1	E
Air permeability coefficient	DIN EN 12114	airtight $a \leq 0.1 \text{ m}^3/[\text{h} \cdot \text{m} \cdot (\text{daPa})^{2/3}]$
UV stability and ozone resistance	DIN 7864 T1	requirements fulfilled
Water vapour diffusion resistance μ	DIN EN 1931	32,000
Maximum tear resistance	DIN 53504	$\geq 25 \text{ kN/m}$
Tensile strength	DIN 53504	$\geq 6.5 \text{ mPa}$
Elongation at break	DIN 53504	$\geq 300\%$
Handling temperature		+5 °C to +35 °C
Temperature stability range		-30 °C to +100 °C
Dimension tolerance	DIN 7715 TP P3	requirements fulfilled
Shelf life and storage temperature		EPDM: unlimited impregnated foam and butyl: 1 year at +1 °C to +25 °C

PROCESSING

Preparation of the substrate



The substrate must be clean, solid, dry and free of solvents.

Using ISO-CONNECT HB-BAND

Run the ISO-CONNECT HB-BAND along the length of either the sole plate, or the foundation wall. Ensure it is flat, but do not stretch, and fix it to the substrate.

- Finish 1 and 2: Fix with staples or flat head nails.
- Finish 3: Fix with double-sided butyl-adhesive tape.
Remove protective film from the adhesive tape, apply the adhesive tape to the substrate and press carefully with a roller. The sealing strip must not be pulled too tightly.

If tapes are joined, allow an overlap of 20 cm. ISO-CONNECT HB-BAND must protrude by roughly 1 – 2 cm on both sides to prevent damp bridges occurring on either side of the wall. The overlaps can be bonded with ISO-TOP FLEX-ADHESIVE XP.



Installation example: ISO-CONNECT HB-BAND

ISO-CONNECT INSIDE **BLUE LINE**



PRODUCT DESCRIPTION

ISO-CONNECT INSIDE „BLUE LINE“ is a bio-based window connection foil for interior use, the basic component of which is obtained from renewable raw materials. The polymers used to manufacture it are based on sugar-containing plants such as sugar beet, sugarcane, corn, maize and similar species. These types of plant take up large quantities of CO₂ while they are growing. This in turn reduces actively harmful greenhouse gases, thus contributing to a balanced climate.

Sustainably produced foils such as ISO-CONNECT INSIDE „BLUE LINE“ nevertheless provide the same technical properties as foils based on purely synthetic raw materials. ISO-CONNECT INSIDE „BLUE LINE“ is a flexible and stretchable special foil for connection joints on windows, doors and panels to create a seal that is both air and wind tight. The soft and very adaptable window connection foil has an acrylate self-adhesive strip for quick and effective application to window frames. ISO-CONNECT INSIDE „BLUE LINE“ creates a vapour diffusion barrier and prevents the risk of condensation in the functional area. This meets the requirements of the Building Energy Act GEG (EnEV was valid 31.10.20) as well as the RAL „installation guide“.

PRODUCT ADVANTAGES

- bio-based and sustainably produced
- environment and climate-friendly
- creates a healthy living environment and emission-free
- high elasticity and flexible adaptation, compensates joint movement
- low inherent rigidity and at the same time high ultimate tensile strength for easy and effective application
- air tight, wind proof and vapour diffusion retardant
- driving rain and water resistant
- special fleece surface to enable plastering, painting or pasting over
- with self-adhesive strip for easy installation
- complies with the requirements of the Building Energy Act (EnEV was valid 31.10.20) and the recommendations of the RAL „installation guide“
- 10 Year Function Warranty*

* On the conditions of the manufacturer (available on request).

SERVICE

- standard sizes available from stock
- competent experienced technical support available in the field and by phone
- advice on installation and instruction on site





Technical data	Standard	Classification
Material description		bio-based polymer foil based on renewable raw materials
Colour		white
Impermeable to driving rain, single joint	DIN EN 1027	$\geq 1,050\text{Pa}$
Air permeability coefficient	DIN EN 12114	airtight $a \leq 0.1 \text{ m}^3/[\text{h}\cdot\text{m}\cdot(\text{daPa})^{2/3}]$
UV stability		approx. 3 months
Temperature stability range	internal	approx. -40°C to $+80^\circ\text{C}$
sd-value	DIN EN ISO 12572	approx. 20 m
Flexibility at -23°C .	internal	no breaks, no tears
Fire behaviour	DIN EN 13501	E
Dimension tolerance	DIN 7715 T5 P3	requirements fulfilled
Handling temperature		$+5^\circ\text{C}$ to approx. $+45^\circ\text{C}$
Shelf life		1 year, dry and in original packing
Storage temperature		$+1^\circ\text{C}$ to $+20^\circ\text{C}$

APPLICATION

ISO-CONNECT INSIDE „BLUE LINE“ is a component from the „BLUE LINE“ organic product range. It is used as an air tight level application over connection joints on the inside of the building structure. The adaptable bio-based special foil is very flexible in its application and is characterised through its low inherent rigidity, allowing problem-free application around corners and conforms to different shapes. The material's high elasticity makes it particularly suitable for the reliable sealing of movement joints. Due to the extremely high elasticity of the material it is particularly suitable for the reliable sealing of moving joints. Even on extreme movements between elements the flexible window connecting film ensures a high ultimate tensile strength.

PROCESSING

The bonding surfaces must be firm, clean from dust, stripping agents, solvents, oil and grease. When sealing window, panel and door frame connections, remove backing from the self-adhesive strip, then place the foil into position, press and roll down firmly. ISO-CONNECT INSIDE „BLUE LINE“ can be applied in the factory or workshop.

For bonding to walls ISO-TOP FLEX-ADHESIVE SP or XP (follow the ISO-TOP FLEX-ADHESIVE product data sheet) is used. Normal rough, e.g. uneven wall surfaces, can be compensated for through the application of a sufficient amount of adhesive. Use sufficient adhesive so that after applying and rolling the foil the adhesive caterpillar is at least 30 mm wide and 1 mm thick. In areas that are to be plastered over, a full-surface adhesive layer should be applied. Plastering can be done as soon as the adhesive is sufficiently cured to carry the plaster.

FINISHES

single side self-adhesive with 1 self-adhesive strip
special finishes available on request

DIMENSIONS

width: 70, 90, 145, 180, 235, 290 mm

PACKAGING

rolls, roll length: 30 m

ISO-CONNECT OUTSIDE **BLUE LINE**



PRODUCT DESCRIPTION

ISO-CONNECT OUTSIDE „BLUE LINE“ is a bio-based window connection foil for exterior use, the basic component of which is obtained from renewable raw materials. The polymers used to manufacture it are based on sugar-containing plants such as sugar beet, sugarcane, corn, maize and similar species. These types of plant take up large quantities of CO₂ while they are growing. This in turn reduces actively harmful greenhouse gases, thus contributing to a balanced climate.

Sustainably produced foils such as ISO-CONNECT OUTSIDE „BLUE LINE“ nevertheless provide the same technical properties as foils based on purely synthetic raw materials. ISO-CONNECT OUTSIDE „BLUE LINE“ is a flexible and stretchable special foil for connection joints on windows, doors and panels to create a seal that is both air tight and impermeable to driving rain. The soft and very adaptable window connection foil has an acrylate self-adhesive strip for quick and effective application to window frames. ISO-CONNECT OUTSIDE „BLUE LINE“ allows vapour diffusion and allows moisture to escape to the outside. This meets the requirements of the Building Energy Act GEG (EnEV was vaild 31.10.20) as well as the RAL “installation guide”.

PRODUCT ADVANTAGES

- bio-based and sustainably produced
- environment and climate-friendly
- creates a healthy living environment and emission-free
- high elasticity and flexible adaptation, compensates joint movement
- low inherent rigidity and at the same time high ultimate tensile strength for easy and effective application
- air tight, wind proof and vapour diffusion permeable
- driving rain and water resistant
- special fleece surface to enable plastering, painting or pasting over
- with self-adhesive strip for easy installation
- complies with the requirements of the Building Energy Act (EnEV was vaild 31.10.20) and the recommendations of the RAL “installation guide”
- 10 Year Function Warranty*

* On the conditions of the manufacturer (available on request).

SERVICE

- standard sizes available from stock
- competent experienced technical support available in the field and by phone
- advice on installation and instruction on site





Technical data	Standard	Classification
Material description		bio-based polymer foil based on renewable raw materials
Colour		white
Impermeable to driving rain, single joint	DIN EN 1027	$\geq 1,050\text{Pa}$
Air permeability coefficient	DIN EN 12114	airtight $a \leq 0.1 \text{ m}^3/[\text{h}\cdot\text{m}\cdot(\text{daPa})^{2/3}]$
UV stability		approx. 3 months
Temperature stability range	internal	approx. -40°C to $+80^\circ\text{C}$
sd-value	DIN EN ISO 12572	approx. 0.5 m
Flexibility at -23°C .	internal	no breaks, no tears
Fire behaviour	DIN EN 13501	E
Dimension tolerance	DIN 7715 T5 P3	requirements fulfilled
Handling temperature		$+5^\circ\text{C}$ to approx. $+45^\circ\text{C}$
Shelf life		1 year, dry and in original packing
Storage temperature		$+1^\circ\text{C}$ to $+20^\circ\text{C}$

APPLICATION

ISO-CONNECT OUTSIDE „BLUE LINE“ is a component from the „BLUE LINE“ organic product range. It is used as weather protection for bonding over connection joints on the outside structure of buildings. The adaptable bio-based special foil is very flexible in its application and is characterised through its low inherent rigidity, allowing problem-free application around corners and conforms to different shapes. The material's high elasticity makes it particularly suitable for the reliable sealing of movement joints. Due to the extremely high elasticity of the material it is particularly suitable for the reliable sealing of moving joints. Even on extreme movements between elements the flexible window connecting film ensures a high ultimate tensile strength.

PROCESSING

The bonding surfaces must be firm, clean from dust, stripping agents, solvents, oil and grease. When sealing window, panel and door frame connections, remove backing from the self-adhesive strip, then place the foil into position, press and roll down firmly. ISO-CONNECT OUTSIDE „BLUE LINE“ can be applied in the factory or workshop.

For bonding to walls ISO-TOP FLEX-ADHESIVE SP or XP (follow the ISO-TOP FLEX-ADHESIVE product data sheet) is used. Normal rough, e.g. uneven wall surfaces, can be compensated for through the application of a sufficient amount of adhesive. Use sufficient adhesive so that after applying and rolling the foil the adhesive caterpillar is at least 30 mm wide and 1 mm thick. In areas that are to be plastered over, a full-surface adhesive layer should be applied. Plastering can be done as soon as the adhesive is sufficiently cured to carry the plaster.

FINISHES

single side self-adhesive with 1 self-adhesive strip
special finishes available on request

DIMENSIONS

width: 70, 90, 145, 180, 235, 290 mm

PACKAGING

rolls, roll length: 30 m

ISO-CONNECT INSIDE CL



PRODUCT DESCRIPTION

ISO-CONNECT INSIDE CL is an extremely flexible, stretchable and tearproof special foil with very high adhesion that can be used for connection joints on windows, doors and panels to create a seal that is air tight and wind proof. ISO-CONNECT INSIDE CL is made from a pliable soft synthetic fleece. It is self-adhesive over the entire surface and has a self-adhesive strip to aid fitting. The fleece foil creates a vapour barrier which reliably separates the interior climate from the exterior. ISO-CONNECT INSIDE CL complies with the requirements of the Building Energy Act GEG and the RAL "installation guide".

APPLICATION

ISO-CONNECT INSIDE CL is used inside buildings for gluing over window connection joints; it adapts especially well to the substrate. This inside foil creates a reliable seal for movement joints. As it is extremely good for absorbing movement whilst offering high tensile strength, even significant component movements can be permanently compensated with this flexible window connection foil.

DIMENSIONS

width: 70, 100, 140, 200, 250, 350 mm

PACKAGING

rolls, roll length: 30 m

PRODUCT ADVANTAGES

- full surface adhesion with extreme bonding for easy installation
- high elasticity and flexible adaptation, compensates joint movement
- low inherent rigidity and at the same time high ultimate tensile strength for easy and effective application
- air tight and wind proof, vapour diffusion retardant
- driving rain and water resistant
- special fleece surface to enable plastering, painting or paisting over
- complies with the requirements of the Building Energy Act and the recommendations of the RAL "installation guide"
- 10 Year Function Warranty*

* On the conditions of the manufacturer (available on request).

Finishes

COMPLETE



COMPLETE DUO



All COMPLETE versions with 2-way or 3-way split liner.
Special finishes available on request.

Foil ————— Self-adhesive strip - - - - -



Technical data: foil	Standard	Classification
Material description		vapour diffusion impermeable synthetic fleece
Colour		white
Impermeable to driving rain	DIN EN 1027	$\geq 1.050 \text{ Pa}$
Air permeability coefficient	DIN EN 12114	airtight $a \leq 0.1 \text{ m}^3/[\text{h} \cdot \text{m} \cdot (\text{daPa})^{2/3}]$
UV stability		approx. 3 months
Temperature stability range	internal	-40°C to $+90^\circ\text{C}$
sd-value	DIN EN ISO 12572	approx. 30 m
Flexibility at -23°C	internal	no breaks, no tears
Water column	DIN EN 13984 DIN EN 1928	200 mm
Blower-door-test	DIN EN 13829	n_{50} number fulfilled
Air tight connection	DIN 4108-7 SIA ÖNORM B5320	fulfilled
Fire behaviour	DIN EN 13501	E
Dimension tolerance	DIN 7715 part 5 P3	requirements fulfilled
Handling temperature		$+5^\circ\text{C}$ to approx. $+45^\circ\text{C}$
Shelf life		1 year, dry and in original packing
Storage temperature		$+1^\circ\text{C}$ to $+20^\circ\text{C}$
Technical data: adhesive equipment	Standard	Classification
Base adhesive		solvent-free premium adhesive
Adhesion	DIN EN ISO 29862	$\geq 35 \text{ N}/25\text{mm}^*$
Temperature stability range		-40°C to $+90^\circ\text{C}$
Ageing resistance		high

* Measured according to standard climate at $23^\circ\text{C}/50\% \text{ RH}$. These values may vary depending on environmental factors (temperature, humidity, surface).

APPLICATION

The substrate for the surfaces to be bonded must be sound and solid. Remove all dust, release agents, oil or grease, and any moisture or ice. Remove the backing paper from the self-adhesive strip when sealing house door and window connections or panels. Then apply the foil, press down hard and roll with a roller. ISO-CONNECT INSIDE CL can also be pre-fitted in the workshop.

On areas which are to be plastered over, apply adhesive to the entire surface. As ISO-CONNECT INSIDE CL is self-adhesive over the entire surface, no additional bonding with an MS Polymer adhesive is required. Foil overlaps should be 50 mm wide. Plastering can start as soon as the adhesive has dried enough for the foil to bear the weight of the plaster. As there are so many external influences and surface finishes, always test a small sample before use to determine the adhesive properties. Also observe any notes in the installation instructions.



Installation example: ISO-CONNECT INSIDE CL

SERVICE

- standard sizes available from stock
- competent experienced technical support available in the field and by phone
- advice on installation and instruction on site

ISO-CONNECT OUTSIDE CL



PRODUCT DESCRIPTION

ISO-CONNECT OUTSIDE CL is an extremely flexible, stretchable and tearproof special foil with very high adhesion that can be used for connection joints on windows, doors and panels to create a seal that is air tight and resistant to driving rain. It is made from a pliable soft synthetic fleece and is self-adhesive over the entire surface making it easy to fit to the frame profile. The material of the vapour-permeable fleece foil allows moisture to be transported from the joint to the outside.

APPLICATION

ISO-CONNECT Outside CL is used as weather protection for connection joints on the outer shell of the building; it adapts especially well to the substrate. This external foil creates a reliable seal for movement joints. The foil's very low inherent rigidity allows it to be applied easily and precisely, even on angled structures. The foil can be used as a secondary sealing layer under the window sill, e.g. laid in the form of a trough.

DIMENSIONS

width: 70, 100, 140, 200, 250, 350 mm

PACKAGING

rolls, roll length: 30 m

PRODUCT ADVANTAGES

- full surface adhesion with extreme bonding for easy installation
- high elasticity and flexible adaptation, compensates joint movement
- low inherent rigidity and at the same time high ultimate tensile strength for easy and effective application
- air tight and wind proof, vapour diffusion permeable
- driving rain and water resistant
- up to 1 year UV light stability in any weather conditions
- special fleece surface to enable plastering, painting or paisting over
- complies with the requirements of the Building Energy Act and the recommendations of the RAL "installation guide"
- 10 Year Function Warranty*

* On the conditions of the manufacturer (available on request).

Finishes

COMPLETE



COMPLETE DUO



All COMPLETE versions with 2-way or 3-way split liner.
Special finishes available on request.

Foil ————— Self-adhesive strip - - - - -



Technical data: foil	Standard	Classification
Material description		vapour diffusion permeable synthetic fleece
Colour		black
Impermeable to driving rain	DIN EN 1027	$\geq 1.050 \text{ Pa}$
Air permeability coefficient	DIN EN 12114	airtight $a \leq 0.1 \text{ m}^3/[\text{h} \cdot \text{m} \cdot (\text{daPa})^{2/3}]$
UV stability		approx. 12 months
Temperature stability range	internal	-40°C to $+90^\circ\text{C}$
sd-value	DIN EN ISO 12572	$\leq 0.5 \text{ m}$
Flexibility at -23°C	internal	no breaks, no tears
Water column	DIN EN 13984 DIN EN 1928	200 mm
Blower-door-test	DIN EN 13829	n_{50} number fulfilled
Air tight connection	DIN 4108-7 SIA ÖNORM B5320	fulfilled
Fire behaviour	DIN EN 13501	E
Dimension tolerance	DIN 7715 part 5 P3	requirements fulfilled
Handling temperature		$+5^\circ\text{C}$ to approx. $+45^\circ\text{C}$
Shelf life		1 year, dry and in original packing
Storage temperature		$+1^\circ\text{C}$ to $+20^\circ\text{C}$
Technical data: adhesive equipment	Standard	Classification
Base adhesive		solvent-free premium adhesive
Adhesion	DIN EN ISO 29862	$\geq 35 \text{ N}/25\text{mm}^*$
Temperature stability range		-40°C to $+90^\circ\text{C}$
Ageing resistance		high

* Measured according to standard climate at $23^\circ\text{C}/50\% \text{ RH}$. These values may vary depending on environmental factors (temperature, humidity, surface).

APPLICATION

The substrate for the surfaces to be bonded must be sound and solid. Remove all dust, release agents, oil or grease, and any moisture or ice. Remove the backing paper from the self-adhesive strip when sealing house door and window connections or panels. Then apply the foil, press down hard and roll with a roller. ISO-CONNECT OUTSIDE CL can also be pre-fitted in the workshop.

As ISO-CONNECT OUTSIDE CL is self-adhesive over the entire surface, no additional bonding with an MS Polymer adhesive is required. Foil overlaps should be 50mm wide. Plastering can start as soon as the adhesive has dried enough for the foil to bear the weight of the plaster. As there are so many external influences and surface finishes, always test a small sample before use to determine the adhesive properties. Also observe any notes in the installation instructions.



Installation example: ISO-CONNECT OUTSIDE CL

SERVICE

- standard sizes available from stock
- competent experienced technical support available in the field and by phone
- advice on installation and instruction on site

ISO-CONNECT INSIDE FD



PRODUCT DESCRIPTION

ISO-CONNECT INSIDE FD is an extremely flexible and stretchable special foil for an air and vapour tight seal on window, door and panel connecting joints.

ISO-CONNECT INSIDE FD consists of a flexible soft synthetic fleece, which is equipped with a self-adhesive strip on one edge for easy and effective application on window and door frames. The water vapour diffusion retardant fleece membrane provides a reliable separation between internal and external conditions and complies with the requirements of the Building Energy Act (EnEV was vaild 31.10.20) as well as the RAL "installation guide".

APPLICATION

ISO-CONNECT INSIDE FD is a system component of the ISO³-WINDOW SEALING SYSTEM and is used to seal internal window and door connecting joints.

The special versatile foil is very flexible in its application and is characterised through its low inherent rigidity, allowing problem-free application around corners and conforms to different shapes.

Due to the extremely high elasticity of the material it is particularly suitable for the reliable sealing of moving joints. Even on extreme movements between elements the flexible window connecting film ensures a high ultimate tensile strength.

PRODUCT ADVANTAGES

- high elasticity and flexible adaptation, compensates joint movement
- low inherent rigidity and at the same time high ultimate tensile strength for easy and effective application
- air tight, wind proof and vapour diffusion retardant
- driving rain and water resistant
- special fleece surface to enable plastering, painting or pasting over
- with self-adhesive strip for easy installation
- complies with the requirements of the Building Energy Act (EnEV was vaild 31.10.20) and the recommendations of the RAL "installation guide"
- 10 Year Function Warranty*

* On the conditions of the manufacturer (available on request).

SERVICE

- standard sizes available from stock
- private label and / or special labelling available
- competent experienced technical support available in the field and by phone

DIMENSIONS

width finish SK: 70, 90, 145, 180, 235, 290 mm
width finish COMPLETE: 70, 100, 140, 200 mm
width finish COMPLETE DUO: 70, 100, 140 mm



Technical data	Standard	Classification
Material description		vapour diffusion impermeable synthetic fleece
Colour		blue
Weight		approx. 180 g/m ²
Impermeable to driving rain	DIN EN 1027	≥ 1,050 Pa
Air permeability coefficient	DIN EN 12114	airtight $\alpha \leq 0.1 \text{ m}^3/[\text{h} \cdot \text{m} \cdot (\text{daPa})^{2/3}]$
UV stability		approx. 3 months
Temperature stability range	internal	approx. -40 °C to +80 °C
sd-value	DIN EN ISO 12572	approx. 39 m
Flexibility at -23 °C	internal	no breaks, no tears
Fire behaviour	DIN EN 13501	E
Dimension tolerance	DIN 7715 T5 P3	requirements fulfilled
Handling temperature		+5 °C to approx. +45 °C
Shelf life		1 year, dry and in original packing
Storage temperature		+1 °C to +20 °C

PROCESSING

The bonding surfaces must be firm, dry, clean from dust, stripping agents, solvents, oil and grease. When sealing window, panel and door frame connections, remove backing from the self-adhesive strip, then place the foil into position and press firmly. ISO-CONNECT INSIDE FD can be applied in the factory or workshop.

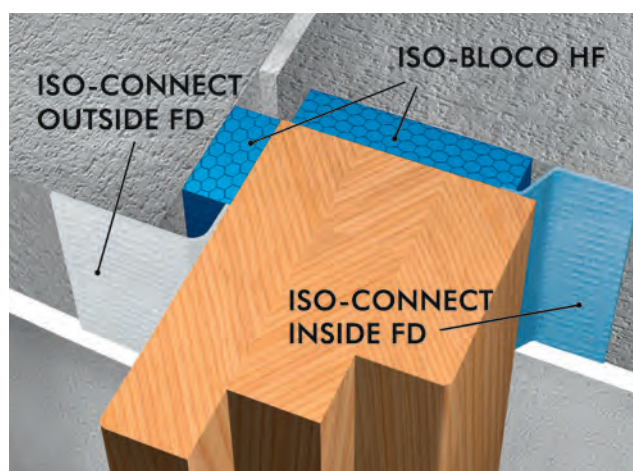
For bonding to walls ISO-TOP FLEX-ADHESIVE SP is used. Normal rough, e.g. uneven wall surfaces, can be compensated for through the application of a sufficient amount of adhesive. Use sufficient adhesive so that after applying the foil the adhesive caterpillar is at least 30 mm wide and 1 mm thick. On areas that are to be plastered over a continuous "Z" shaped caterpillar should be applied over the area. On smooth wall surfaces the fully self-adhesive finishes COMPLETE and COMPLETE DUO do not require any additional adhesion with ISO-TOP FLEX ADHESIVE. Overlapping of the foil ends should be up to 50 mm wide using the same technique. Plastering can be done as soon as the adhesive is sufficiently cured to carry the plaster.

FINISHES

- finish SK: single side self-adhesive with 1 self-adhesive strip
- finish COMPLETE: full surface adhesive finish with a 2-way or 3-way split liner
- finish COMPLETE DUO: full surface adhesive finish with a 2-way or 3-way split liner and 1 self-adhesive strip (window mounting)
- special finishes available on request

PACKAGING

rolls, roll length: 30 m



Installation example: ISO³-WINDOW SEALING SYSTEM

ISO-CONNECT OUTSIDE FD



PRODUCT DESCRIPTION

ISO-CONNECT OUTSIDE FD is an extremely flexible and stretchable special foil for external weather sealing and thus an impermeable to driving rain sealant on windows, doors and panel connecting joints.

It consists of a flexible soft synthetic fleece, which is equipped with a self-adhesive strip on one edge for an easy and effective application on window frames. The vapour diffusion permeable fleece foil allows humidity to escape externally and corresponds to the requirements of the Building Energy Act (EnEV was valid 31.10.20) as well as the RAL "installation guide".

APPLICATION

ISO-CONNECT OUTSIDE FD is a system component of the ISO³-WINDOW SEALING SYSTEM and is used on external construction connecting joints as a weather tight seal.

The versatile special foil is very flexible in its application and is characterised through its low inherent rigidity, allowing a problem-free application around corners. Due to the extremely high elasticity of the material it is particularly suitable for the reliable sealing of movement joints. Even on extreme movements between elements the flexible window connecting foil allows for a high degree of movement and at the same time high ultimate tensile strength.

PRODUCT ADVANTAGES

- high elasticity and flexible adaptation, compensates joint movement
- low inherent rigidity and at the same time high ultimate tensile strength for easy and effective application
- air tight, wind proof and vapour diffusion permeable
- driving rain and water resistant
- special fleece surface enables plastering, painting or pasting over
- with self-adhesive strip for easy installation
- complies with the requirements of the Building Energy Act (EnEV was valid 31.10.20) and the recommendations of the RAL "installation guide"
- 10 Year Function Warranty*

* On the conditions of the manufacturer (available on request).

SERVICE

- standard sizes available from stock
- private label and / or special labelling available
- competent experienced technical support available in the field and by phone

DIMENSIONS

width finish SK: 70, 90, 145, 180, 235, 290 mm
width finish COMPLETE: 70, 100, 140, 200 mm
width finish COMPLETE DUO: 70, 100, 140 mm



Technical data	Standard	Classification
Material description		vapour diffusion permeable synthetic fleece
Colour		white
Weight		approx. 140 g/m ²
Impermeable to driving rain, single joint	DIN EN 1027	≥ 1,050 Pa
Air permeability coefficient	DIN EN 12114	airtight $\alpha \leq 0.1 \text{ m}^3/[\text{h} \cdot \text{m} \cdot (\text{daPa})^{2/3}]$
UV stability		approx. 3 months
Temperature stability range	internal	approx. -40 °C to +80 °C
sd-value	DIN EN ISO 12572	approx. 0.05 m
Flexibility at -23 °C	internal	no breaks, no tears
Fire behaviour	DIN EN 13501	E
Dimension tolerance	DIN 7715 T5 P3	requirements fulfilled
Handling temperature		+5 °C to approx. +45 °C
Shelf life		1 year, dry and in original packing
Storage temperature		+1 °C to +20 °C

PROCESSING

The bonding surfaces must be firm, clean from dust, stripping agents, solvents, oil and grease. When sealing window, panel and door frame connections, remove backing from the self-adhesive strip, then place the foil into position and press firmly. ISO-CONNECT OUTSIDE FD can be applied in the factory or workshop.

For the wall applications ISO-TOP FLEX-ADHESIVE SP is used. Normal rough, e. g. uneven wall surfaces, can be compensated for through the application of a sufficient amount of adhesive. Use sufficient adhesive so that after applying the foil the adhesive caterpillar is at least 30 mm wide and 1 mm thick. On smooth wall surfaces the fully self-adhesive finishes COMPLETE and COMPLETE DUO do not require any additional adhesion with ISO-TOP FLEX ADHESIVE. Overlapping of the foil ends should be up to 50 mm wide using the same technique.

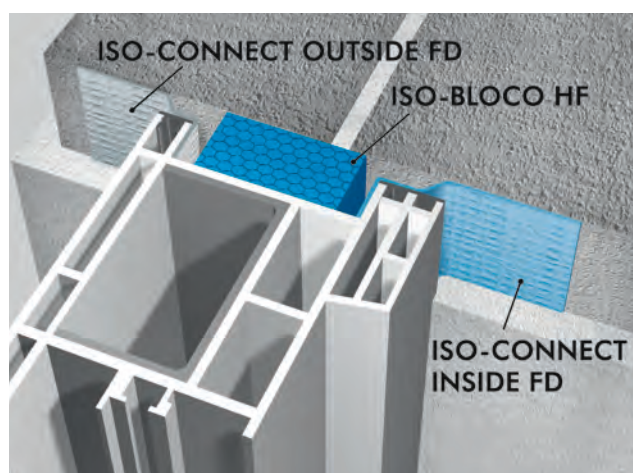
Plastering can be done as soon as the adhesive is sufficiently cured to carry the plaster.

FINISHES

- finish SK: single side self-adhesive with 1 self-adhesive strip
- finish COMPLETE: full surface adhesive finish with a 2-way or 3-way split liner
- finish COMPLETE DUO: full surface adhesive finish with a 2-way or 3-way split liner and 1 self-adhesive strip (window mounting)
- special finishes available on request


PACKAGING

rolls, roll length: 30 m



Installation example: ISO³-WINDOW SEALING SYSTEM

ISO-PROFIL FILLER STRIPS



PRODUCT DESCRIPTION

ISO-PROFIL FILLER STRIPS are profile cut strips of high-quality PE foam material. They are used in metal and industrial building structures to seal and insulate trapezoidal and wave profile sheets. They have the optimum form to match a wide range of European manufactured trapezoidal and corrugated metal sheeting.

APPLICATION

ISO-PROFIL FILLER STRIPS are specially designed for the reliable and durable sealing of trapezoidal and corrugated metal sheeting, with additional heat and sound insulation. They are used for sealing applications in roofing (roof ridge, eaves) as well as for facades (parapet connections).

SERVICE

- standard profiles available at short notice
- special profiles on request
- product delivery direct to the building site
- competent commercial and technical support

MATERIAL THICKNESS

approx. 30 or approx. 50 mm

PRODUCT ADVANTAGES

- exact fit and dimensions for every trapezoidal sheet
- fine cells with a consistent smooth surface
- permanently elastic as well as having form stability
- environmentally friendly – chemically neutral
- available with UV resistant aluminium lamination
- fire protection class B2
- two-coloured for increased flexibility when installing
- complies with the IFBS technical rules for lightweight metal construction
- high and regularly examined product quality



FINISHES*




STANDARD MODELS

two-coloured anthracite / white, for a reliable and durable sealing of trapezoid and wave profiles on building constructions



SPECIAL COLOUR

in anthracite or white as an alternative colour variety, should a single colour play a special roll on an installation




ALUMINIUM LAMINATED

an additional protection against UV radiation and for a higher ageing resistance



SELF-ADHESIVE

with butyl tape to simplify assembly and as additional sealing




VENTILATION VENTS

to improve the ventilation of air in building constructions

* Special properties available on request.

ISO-PROFIL FILLER PIECES



PRODUCT DESCRIPTION

ISO-PROFIL FILLER PIECES are exact matching foam profiles of high-quality polyethylene, which are predominantly applied as sealing and insulation to existing trapezoidal sheeting. They have the optimum shape for a wide range of European manufactured trapezoidal and corrugated sheeting.

APPLICATION

ISO-PROFIL FILLER PIECES are used in metal and trapezoidal sheeting constructions. They are specially designed for the installation of additional partition walls as well as in the roof and facade areas. They are easily installed in the finished assembled trapezoidal sheets and give a reliable and durable seal with thermal insulation.

SERVICE

- standard profiles available at short notice
- special profiles on request
- product delivery direct to the building site
- competent commercial and technical support

MATERIAL THICKNESS

- PE pieces: approx. 30 or approx. 50 mm
- A1 pieces: approx. 50 or approx. 100 mm

PRODUCT ADVANTAGES


- problem-free retrospective installation
- exact fit and dimensions for every trapezoidal sheet
- permanently elastic as well as having form stability
- fine cells with a consistent smooth surface
- environmentally friendly – chemically neutral
- available with UV resistant aluminium lamination
- fire protection class B2
- two-coloured for more colour handling flexibility when installing
- high and regularly examined product quality
- complies with the IFBS technical rules for lightweight metal construction



Installation example: ISO-PROFIL FILLER PIECES




FINISHES*




STANDARD MODELS

two-coloured anthracite / white, for a reliable and durable sealing of trapezoid and wave profiles on building constructions



SPECIAL COLOUR

in anthracite or white as an alternative colour variety, should a single colour play a special roll on an installation




ALUMINIUM LAMINATED

an additional protection against UV radiation and for a higher ageing resistance




MINERAL FIBRES

non-flammable, A1 for the installation in fire protection walls and partitions



VENTILATION VENTS

to improve the ventilation of air in building constructions




TRAPEZOID POLE

from mineral fibres or PE-foam for the solution of sound and heat insulation in hall constructions

* Special properties available on request.

ISO-ZELL THERMAL TAPE



PRODUCT DESCRIPTION

ISO-ZELL THERMAL TAPE is a specially designed thermal break decoupling tape. It consists of a self-adhesive coated PP-foam and distinguishes itself through its high compression resistance and its advantageous low heat conductivity. These properties plus a constant high quality allow efficient and dependable solutions in various installation situations with trapezoidal metal sheeting, sandwich panels and other metal construction methods.

APPLICATION

ISO-ZELL THERMAL TAPE serves as a thermal break and for decoupling on trapezoidal metal sheets, sandwich elements and other metal construction methods. It is also used as a thermal barrier between building foundations and exterior shells in conjunction with:

- trapezoidal metal sheeting
- sandwich elements
- suspended facade elements
- cassette panelled walls

It can be used for walls as well as roofing.

SERVICE

- standard sizes available from stock
- project related building site deliveries
- competent commercial and technical consultation

PRODUCT ADVANTAGES

- complies with the the Building Energy Act (EnEV was vaild 31.10.20) and WSV (thermal insulation regulations)
- high compression resistance
- easy processing and handling
- high compression resistance
- easy processing and handling
- closed celled and smooth surface
- water resistant
- high ageing stability
- environmentally friendly – chemically neutral
- on rolls, one side self-adhesive for easy assembly
- complies with the IFBS technical rules for lightweight metal construction

FINISHES

one side self-adhesive

DIMENSIONS

thickness: 3 and 10mm

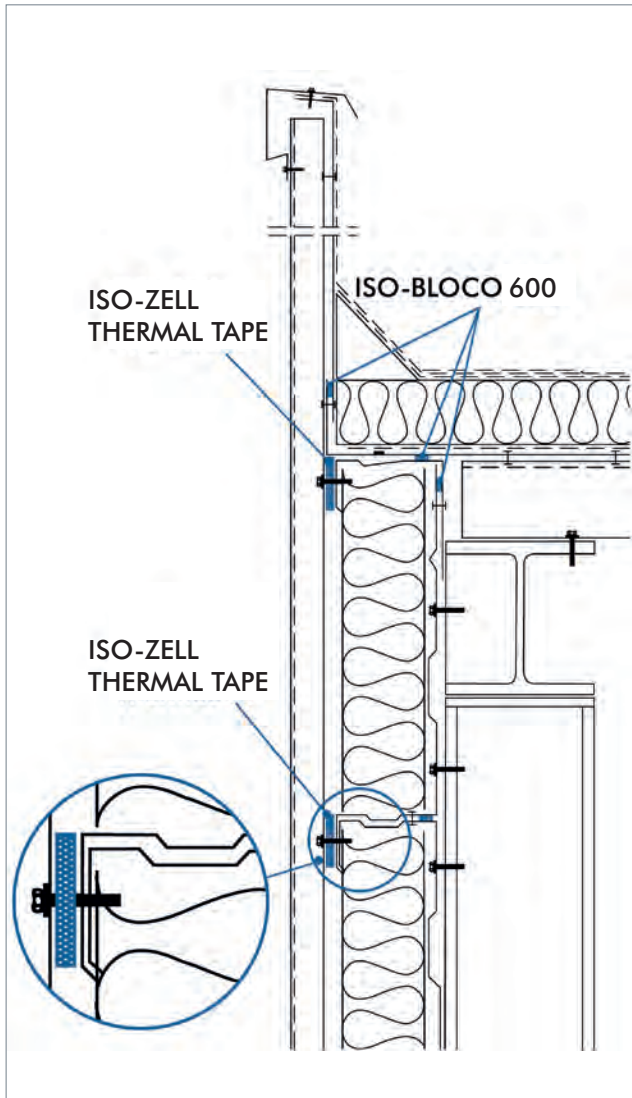
width: 30, 40, 50, 60, 80 mm

PACKAGING


thickness 3 mm: rolls (25 m roll length)

thickness 10 mm: bars (2 m)





Installation example: ISO^M-METAL BUILDING SEALING SYSTEM



ISO-ZELL PE-TAPE AND FIX-TAPE



PRODUCT DESCRIPTION

ISO-ZELL PE-TAPE and FIX-TAPE are versatile sealing tapes suitable for many assembly situations. These closed celled polyethylene foam tapes with their self-adhesive coating, are characterised through their fine cellular structure and particularly by their flexibility. These properties plus continuous high quality allow efficient and reliable solutions for a wide spectrum of industry and building applications.

APPLICATION

ISO-ZELL PE-TAPE and FIX-TAPE are especially suitable for

- sealing
- vibration control
- insulation
- cushioning

Due to these special product properties ISO-ZELL PE-TAPE and FIX-TAPE are very versatile, e. g. in the following areas

- trapezoidal metal sheets and metal structures
- masonry, timber and prefabricated building constructions
- window constructions
- dry wall and partitioning
- air conditioning and ventilation systems
- domestic appliances
- wagon and container construction
- machinery and apparatus construction

PRODUCT ADVANTAGES


- flexible
- fine pored
- water resistant
- high ageing stability
- environmentally friendly – chemically neutral




Installation example: ISO-ZELL FIX-TAPE



Technical data	Standard	Classification
Material description		closed cellular, cross linked PE-foam
Colour		anthracite, white
Compression set:	ISO 3386-1	
Compression 25%		≤ 35 kPa
Compression 40%		≤ 65 kPa
Compression 50%		≤ 95 kPa
Temperature stability range	internal	approx. -40°C to approx. +80°C
Thermal conductivity	DIN EN 12667	$\lambda_{10, tr} \leq 0.040 \text{ W/m} \cdot \text{K}$
Water absorption (7 days)	internal	≤ 1.0 Vol. %
Behaviour in case of fire	DIN 4102	B2
Dimension tolerance	DIN 7715 T5 P3	requirements fulfilled
Shelf life		1 year, dry and in original packing
Storage temperature		+5°C to +20°C



ISO-ZELL PE-TAPE: with removable protective backing



ISO-ZELL FIX-TAPE: one face silicone treated, allowing direct adhesive application, without a release paper

FINISHES

- single or double sided self-adhesive
- tension strengthening finish available
- FIX-TAPE: one face silicone treated, allowing direct adhesive application, without a release paper
- PE-TAPE: with removable protective backing

DIMENSIONS

thickness: 2 – 10 mm

width: 7 – 100 mm

alternative dimensions available on request

SERVICE

- standard sizes available from stock
- private label and / or special labelling available
- non-standard widths available on request
- competent experienced technical support available in the field and by phone

PACKAGING

rolls:

roll length 20 m (2 – 3 mm material thickness)

roll length 10 m (from 4 mm material thickness)

ISO-TOP ELASTIFLEX



illustration purposes only

PRODUCT DESCRIPTION

ISO-TOP ELASTIFLEX is an extremely flexible PUR foam in a can and is about three times more flexible than the conventional PUR foams on the market. It has been designed for the thermal and sound insulation of connection joints, the installation of construction elements according to the RAL "installation guide". The high flexibility significantly reduces the risk of the foam cracking in the joint, and thus supports thermal and sound insulation long-term on the functional level. ISO-TOP ELASTIFLEX supports the airtightness of connection joints and can be processed at temperatures from -10°C. Low volume loss and very good foam structural stability are additional positive characteristics of ISO-TOP ELASTIFLEX.

APPLICATION

- foam-filling of the connection joints of window and door frames in accordance with Building Energy Act (EnEV was vaild 31.10.20), DIN 4108-7 and the RAL "installation guide" for windows and external doors.
- permanent, flexible foam-filling of connection joints on gables, purlins, eaves, roof beams, dormer windows, roof windows and pipe ducts for fresh air and waste air

PACKAGING

12 spray cans (of 750 ml) per box

ACCESSORIES

- ISO-TOP CLEANEX for easy cleaning
- ISO-TOP GUN / GUN EASY for efficient processing

PRODUCT ADVANTAGES

- about three times more flexible than the conventional PUR foams
- no pressure, will not bow or distort framework
- tested to GEV-EMICODE®, certified as very low-emission (EC1^{PLUS})
- excellent adhesion to almost all construction surfaces
- very fast curing
- solvent-free
- resistant to ageing, rotting, mould and decay, not resistant to UV light
- complies with the requirements of the Building Energy Act (EnEV was vaild 31.10.20) and the recommendations of the RAL "installation guide"
- 10 Year Function Warranty*

* On the conditions of the manufacturer (available on request).

SAFETY RECOMMENDATIONS

Always wear safety gloves and goggles when working with the material. Only use in well ventilated rooms. See the EC safety data sheet for more information. Giscode: PU 80, handling this product can lead to allergic reactions in persons who have already been sensitised to di-isocyanate.



Technical data	Standard	Classification
Colour		cream
Base		polyurethane
Consistency		stable foam, thixotropic
Density in kg/m ³	DIN EN ISO 845	approx. 21
Processing temperature		+5°C to +35°C (temperature of adhesive surfaces) -10°C to +40°C (ambient temperature) +5°C to +30°C (can temperature) optimum = approx. 20°C
Temperature resistance		-40°C to +90°C
Curing speed	Feica TM 1014	approx. 8 minutes
Curing system		curing through air humidity at room temperature
Can be cut*	Feica TM 1005	approx. 35 minutes
Foam yield*	Feica TM 1003	up to 33 L per 750 ml
Cellular structure		fine cellular structure
Tensile strength	Feica TM 1018	approx. 40 kPa
Shear strength	Feica TM 1012	approx. 22 kPa
Compressive strength	Feica TM 1011	approx. 15 kPa
Elongation at break	DIN 53571	approx. 30%
Permanent deformation under pressure 50% compression 22h after 1 day recovery	ISO-1856	6%
Water absorption	EN 1609	1 Vol. %
Water vapour diffusion resistance μ	DIN EN ISO 12572	20
Thermal conductivity	DIN 52612	$\lambda = 0.0345 \text{ W/(m} \cdot \text{K)}$
Air permeability	according to DIN 18542	$\alpha < 0.1 \text{ m}^3/[\text{h} \cdot \text{m} \cdot (\text{daPa})^{2/3}]$
Sound insulation	EN ISO 717-1	$R_{ST,w} (\text{C}; \text{Ctr}) = 60 (-1; -4) \text{ dB (10 + 20 mm joint width)}$
Shrinkage after curing	Feica TM 1004	< 4%
Building material class	DIN 4102 Part 1 DIN EN 13501-1	B2 class E
Shelf life**		can be stored in unopened packaging for 18 months after date of production
Storage temperature		+5°C to +25°C in dry environment

The specifications refer to the completely cured product.

* Measured at 23°C / 50% RH. These values may vary depending on environmental factors such as temperature, moisture and type of substrates.

** Storage: To prevent the spray heads becoming clogged, the cans must always be stored upright.

PROCESSING

As from 24 August 2023 adequate training is required before industrial or professional use. Can be applied to all standard construction surfaces such as concrete, masonry, stone, plaster, timber, corrosion-protected metal, polystyrene (EPS and XPS), PIR / PUR rigid foam, polyester and rigid PVC. The adhesive surfaces must have a sufficient load-bearing capacity and be clean, dust- and grease-free. Surfaces containing building moisture are suit-

able, but wet surfaces are not suitable. Slightly moisten dry surfaces in order to improve adhesion and curing as well as the cell structure of the foam. It is always advisable to carry out an adhesion and compatibility test on any surface.

Shake the can vigorously at least 30 times before use. Shake the can again if it is not used for longer periods. Fill larger cavities using several layers of max. 40 mm thickness.

ISO-TOP THERMFOAM **BLUE LINE**



illustration purposes only

PRODUCT DESCRIPTION

ISO-TOP THERMFOAM „BLUE LINE“ is a sustainable user-friendly, very low-emission single-component polyurethane expanding foam for a healthy living environment. It also offers excellent technical properties. It is a healthier alternative to conventional PUR foam based on a low-monomer recipe, with a free isocyanate content of less than 0.1 %. This foam is ideal for filling and insulating joints and cavities, providing thermal and noise insulation thanks to its high dimensional stability.

APPLICATION

- sealing expansion joints and cavities when installing windows, doors and roller shutter boxes
- filling and insulating joints and cavities in loft conversions and roof insulation projects
- foam-filling of smaller recesses and breakthroughs in masonry, cable feed-throughs and other cavities
- excellent adhesion to almost all construction surfaces such as concrete, sand-lime block, brick, wood, metal and plastic

PACKAGING

12 spray cans (of 500 ml) per box

ACCESSORIES

- ISO-TOP CLEANEX for easy cleaning
- ISO-TOP GUN for efficient processing

PRODUCT ADVANTAGES

- especially healthy to use
- free isocyanate content < 0.1 %
- contains no chlorinated paraffins, halogens or plasticisers
- can be used without formal training even after 24.08.2023
- fulfils requirements of DGNB (German Association for Sustainable Buildings) levels 1-4
- contributes to a healthy indoor environment
- tested to GEV-EMICODE®, certified as very low-emission (EC1^{PLUS})
- acoustic and thermal insulating
- outstanding dimensional stability, i.e. no shrinkage and low subsequent stretching once cured
- largely closed cell, resistant to rotting, moisture and ageing**
- after curing, it can be plastered, painted or pasted over
- complies with the requirements of the Building Energy Act and the recommendations of the RAL "installation guide"
- 10 Year Function Warranty*

* On the conditions of the manufacturer (available on request).

** Not permanently resistant to UV.



Technical data	Standard	Classification
Colour		white
Base		polyurethane
Consistency		stable foam (does not sag)
Density in kg/m ³	Feica TM 1019	approx. 18
Processing temperature		+5°C to +35°C (temperature of adhesive surfaces) +5°C to +30°C (ambient temperature) +5°C to +30°C (can temperature)
Temperature resistance		-40°C to +80°C +100°C (up to 1 hour)
Curing system		curing through air humidity at room temperature
Surface no longer sticky	Feica TM 1014	approx. 20 minutes
Can be cut*	Feica TM 1005	approx. 95 minutes – 30 mm foam bead
Despreadable*	Feica TM 1009	approx. 150 minutes
Fully dimensionally stable*		approx. 24 hours – 30 mm bead
Foam yield*	Feica TM 1003	approx. 23 liters
Expansion	Feica TM 1010	approx. 220% - 35 mm joint
Cellular structure		very fine cells
Tensile strength	Feica TM 1018	0.1 N/mm ²
Shear strength	Feica TM 1012	0.055 N/mm ²
Compressive strength at 10 % compression	Feica TM 1011	0.02 N/mm ²
Elongation at break	Feica TM 1018	approx. 30%
Water vapour diffusion resistance μ	DIN EN ISO 12572	41
Thermal conductivity	DIN 18159-1	$\lambda = 0.035 \text{ W/(m} \cdot \text{K)}$
Air permeability when new	DIN EN 12114	$\alpha < 0.1 \text{ m}^3/[\text{h} \cdot \text{m} \cdot (\text{daPa})^{2/3}]$
Sound insulation	EN ISO 717-1	$R_{\text{ST,w}}(\text{C}; \text{Ctr}) = 64 (-1; -4) \text{ dB (10 + 20 mm joint width)}$
Shrinkage after curing	Feica TM 1004	+/- 5 %
Building material class	DIN 4102 Part 1	B2 (flammable)
Shelf life**		can be stored in unopened packaging for 15 months after date of production
Storage temperature		+10°C to +20°C in dry environment

The specifications refer to the completely cured product.

* Measured at 23°C / 50% RH. These values may vary depending on environmental factors such as temperature, moisture and type of substrates.

** Storage: To prevent the spray heads becoming clogged, the cans must always be stored upright.

SAFETY RECOMMENDATIONS

Always wear safety gloves and goggles when working with the material. Only use in well ventilated rooms. See the EC safety data sheet for more information.

PROCESSING

Can be applied to all standard construction surfaces such as concrete, masonry, stone, plaster, timber, corrosion-protected metal, polystyrene (EPS and XPS), PIR / PUR rigid foam, polyester and rigid PVC. The adhesive surfaces must be stable, clean, dust- and grease-free. Surfaces containing building

moisture are suitable, but wet surfaces are not suitable. Slightly moisten dry surfaces in order to improve adhesion, curing as well as the cell structure of the foam. It is always advisable to carry out an adhesion and compatibility test on any surface. Before using, screw on the nozzle and then shake the can vigorously at least 30 times. Shake the can again if it is not used for longer periods. Fill larger cavities using several layers of max. 40 mm thickness.

ISO-TOP CLEANEX



illustration purposes only

PRODUCT DESCRIPTION

ISO-TOP CLEANEX has been specially developed for cleaning the inside of PUR spray foam guns. In addition, it is also very suitable for removing fresh, still moist, non-cured PUR soiling from various metal, polymer and timber surfaces.

In addition, ISO-TOP CLEANEX can be used in small quantities as an expansion accelerator for pre-compressed, impregnated joint sealing tapes. For this purpose, the tape is sprayed with ISO-TOP CLEANEX after installation in the joint.

ISO-TOP CLEANEX can be applied directly from the can using the spray head attached or be screwed to the PUR spray foam guns.

APPLICATION

For cleaning the inside and outside of PUR foam guns and for removing fresh soiling caused by 1-component gun spray foam.

PACKAGING

12 cans (of 500 ml) per box

PRODUCT ADVANTAGES

- specially matched to 1-component PUR spray foam
- soiling caused by fresh PUR foam is loosened easily and can be removed directly
- very good residue-free cleaning of foam sticking to the inside of the gun
- straightforward handling using versatile screw flange and / or spray head attachment
- compatible with most foam gun types
- expansion accelerator for pre-compressed, impregnated joint sealing tapes

Technical data	Standard	Classification
Form		aerosol
Colour		colourless
Density g/cm ³		0.79
Ignition point		235 °C
Odour		characteristic
Shelf life		max. 24 months in the original, unopened packaging
Storage temperature		+5 °C to +30 °C

PROCESSING

As PUR cleaner

After use of 1-component PUR spray foam application guns, clean the gun of soiling inside and out by spraying it with cleaner.

To do this, first clear the screw flange on the foam gun of fresh foam residue by spraying it with cleaner. Then screw the cleaner onto the gun, hold the container upwards, open the pressure valve (dosing screw) on the gun fully and spray cleaning fluid through it until no more foam residue comes out of it. Wait for 1 minute, repeat the cleaning procedure, close the dosing screw again. The foam gun can remain on the cleaner can until it is required again.

We recommend that you wear safety goggles and gloves for this work. Before application, check compatibility with the surface. For further information, see the safety data sheet which is available on request.

As an expansion accelerator

At very low temperatures, small dimensions of pre-compressed, impregnated joint sealing tapes only expand very slowly. After fitting in the construction joint they can be sprayed directly with a thin layer of ISO-TOP CLEANEX. This accelerates the expansion process. Adjacent surfaces, particularly painted or stained surfaces, must be protected.

ISO-TOP ACRYLSEAL F



illustration purposes only

PRODUCT DESCRIPTION

ISO-TOP ACRYLSEAL F is a high quality, plasto-elastic, single-component sealant based on an acrylic dispersion and conforming to DIN EN ISO 11600, for air tight sealing of internal joints.

ISO-TOP ACRYLSEAL F is almost odourless, colour-fast, resistant to weathering and UV light, as well as watertight after curing. It also bonds very well to many porous mineral materials, rigid PVC and aluminium.

APPLICATION

- air tight sealing of indoor connection joints during renovation and new building work as per DIN 4108-7
- usual moving joints in buildings corresponding to DIN 18540 and IVD-Merkblatt Nr. 9 (IVD instruction leaflet No.9)
- sealing between window and door frames and masonry
- joints with low load, and cracks between masonry, concrete, plaster and window sills as well as roller shutter housings, skirting boards and flooring
- connection joints (horizontal) in buildings made of aerated concrete

AREA OF APPLICATION

- Minimum width: 5 mm
 Maximum width: 20 mm
 Minimum depth: 5 mm
 Recommended: < 10 mm; joint depth = joint width
 > 10 mm; joint width = 1/2 joint depth

PRODUCT ADVANTAGES

- tested to GEV-EMICODE®, certified as very low-emission (EC1^{PLUS})
- can be processed from +5°C
- permanently flexible after curing
- for versatile use on many standard construction surfaces
- low water vapour permeability
- complies with DIN EN ISO 11600
- can be painted over following complete curing, as per DIN 52452
- easy to plaster or paper over
- complies with the requirements of the Building Energy Act and the recommendations of the RAL "installation guide"

PACKAGING

- 15 cartridges (of 310 ml) per box
- 12 tubular bags (of 600 ml) per box

ACCESSORIES

ISO-TOP EASYPRESS / EASYPRESS PRO and ISO-TOP PRESSFIX for efficient processing. ISO-ZELL PE-CORD used as backfill according to DIN 18540 and IVD-Merkblatt Nr. 9 (IVD instruction leaflet No.9).



Technical data	Standard	Classification
Colour		white
Base		1-component-acrylic dispersion
Consistency		firm paste
Density in g/ml	DIN 53479	1.50
Processing temperature		+5°C to +40°C (ambient temperature) +5°C to +30°C (temperature of adhesive surfaces) Do not use where there is a risk of rain or frost.
Temperature stability range		-20°C to +80°C
Skin forming*		Touch dry after approx. 20 minutes
Curing system		physical drying through evaporation of water at room temperature
Maximum permissible total deformation	DIN EN ISO 11600	15%
Change in volume	DIN EN ISO 10563	ca. 15Vol. %
Building material class	DIN 4102 Part 1	B2 (normal flammability)
Application method		manual, battery powered or pneumatic gun
Cleaning		with water before curing, afterwards only possible with mechanical means
Smoothing		with water before surface is dry
Shelf life		12 months from production date in unopened cartridge and packaging
Storage temperature		+5°C to +25°C in dry environment. Protect from frost. Can be stored for a maximum of 2 days at -10°C.

* The specifications refer to the completely cured product. Measured according to standard climate DIN EN ISO 291 at 23°C / 50% RH. These values may vary depending on environmental factors such as temperature, moisture and type of substrates.

PROCESSING

Can be used on all standard construction surfaces such as concrete, clay bricks, aerated concrete, plasterboard, plaster, masonry, fibre cement, rigid PVC and anodised aluminium. The adhesive surfaces must have a sufficient load-bearing capacity and be clean, dust- and grease-free. Do not use on glass, potentially corrosive metals, enamels, ceramics and for underwater joints. Contact with bitumen, tar or materials which exude emollients such as EPDM, APTK, chloroprene rubber (neoprene), butyl, insulating coats and foams must be avoided since this could result in incompatibilities such as discolouring or loss of adhesion. ISO-TOP ACRYLSEAL F is not suitable for the grouting of marble window sills and other natural stones. We always recommend carrying out an adhesion and compatibility test on any surface before starting work. Pre-treatment: Prime highly porous substrates with ISO-TOP BLUE PRIMER or a mixture of $\frac{1}{3}$ ISO-TOP ACRYLSEAL F and $\frac{2}{3}$ water, and then leave to cure for at least 60 minutes. Clean / degrease non-absorbent substrates with ISO-TOP CLEANEX or acetone. ISO-ZELL PE-CORD is used as backfill to create a correct sealant joint and to avoid 3-point adhesion.

HEALTH AND SAFETY

Please refer to our EC safety data sheets for hazard notices, safety advice, storage conditions, disposal notes and transport marking information.

REMARKS

Not suitable for permanent water load. Drying is significantly slower at low temperatures or high air humidity. If the ISO-TOP ACRYLSEAL F is painted over completely, this can lead to cracks in non-flexible coatings as per DIN 18540 etc. due to joint movements.



Installation example: ISO-TOP ACRYLSEAL F

ISO-TOP FACADE SEAL



illustration purposes only

PRODUCT DESCRIPTION

ISO-TOP FACADE SEAL is an almost odourless gun applied hybrid polymer sealant. Its colour fastness and high resistance to both weather and UV light make it ideal for sealing internal and external building movement joints.

ISO-TOP FACADE SEAL bonds without primer even on slightly moist surfaces, cures blister-free and is very good to paint over with water-based paints as per DIN 52452.

APPLICATION

- sealing of indoor and outdoor joints during renovation and new building work as per DIN 4108-7
- usual moving joints in buildings as per DIN 18540
- sealing between window and door frames and masonry
- expansion joints between construction materials
- sealing of solid construction joints on the exterior
- connection joints for roof and facade
- foil adhesive for the ISO-CONNECT foils INSIDE & OUTSIDE CL, CX, FD, „BLUE LINE“ and VARIO SD & XD

AREA OF APPLICATION

Minimum width: 2 mm (adhesion); 5 mm (sealing)
 Maximum width: 10 mm (adhesion); 30 mm (sealing)
 Minimum depth: 2 mm (adhesion); 5 mm (sealing)
 Recommended: < 6 mm; joint depth = joint width
 > 6 mm; joint depth = 1/2 joint width

PRODUCT ADVANTAGES

- can be processed from 0 °C
- permanently flexible after curing
- complies with ISO 11600 F-25LM (maximum total deformation 25%)
- for versatile use on many standard construction surfaces
- can be painted over well (with water-based paints)
- also bonds to slightly moist surface
- free of solvents, isocyanate and silicone
- non-corrosive
- leaves no stains on porous surfaces such as natural stone, dressed stone, marble and granite
- complies with ISO 11600 F-25LM
- complies with the requirements of the Building Energy Act and the recommendations of the RAL "installation guide"

PACKAGING

12 tubular bags (of 600ml) per box including application nozzles

ACCESSORIES

ISO-TOP PRESSFIX for easy handling



Technical data	Standard	Classification
Colour		white, quartz grey, cement grey, black*
Base		1-component hybrid polymer
Consistency		firm paste
Density in g/ml	DIN 53479	1.45
Processing temperature		+0°C (frost-free) at +40°C (ambient temperature) +0°C (frost-free) at +35°C (temperature of adhesive surfaces)
Temperature stability range		-40°C to +90°C
Skin forming**		approx. 10 minutes
Curing speed**		2 mm in the first 24 hours
Curing system		polymerisation through air humidity
Shore A hardness	DIN 53505	25 ± 5
Re-expansion capacity	ISO 7389-B	> 70%
Maximum permissible total deformation	DIN EN ISO 11600	25%
Elasticity module 100%	DIN EN ISO 8339	0.4 N/mm ²
Tensile strength	DIN 53504	1.3 N/mm ²
Tensile shear strength (Surface: AlMgSi1 / Layer thickness: 2 mm / Feed speed: 10 mm per min.)	DIN 53504	0.5 N/mm ²
Elongation at break	DIN 53504	> 900%
Change in volume	DIN EN ISO 10563	-2 to -3 Vol. %
Building material class	DIN 4102 Part 4	B2 (normal flammability)
Application method		manual or pneumatic gun
Shelf life		12 months from production date in unopened tubular bag and packaging
Storage temperature		+5°C to +25°C in dry environment

* Alternative colours available on request.

** The specifications refer to the completely cured product. Measured according to standard climate DIN EN ISO 291 at 23°C / 50% RH. These values may vary depending on environmental factors such as temperature, moisture and type of substrates.

PROCESSING

Can be used on all standard construction surfaces such as concrete, aerated concrete, rigid PVC, timber, metals, GRP (except for PP, PE, PTFE and silicones). Porous surfaces in water loaded applications should be primed. We recommend a preliminary adhesion test on every surface. The recommended joint dimensions and maximum permissible total movement must always be heeded. Permanent pressure on the joint must be avoided as this can otherwise lead to stains or bonding problems. In the case of construction sealing foils (e.g. soft PVC, butyl rubber, APTK, EPDM) there may be incompatibilities in the form of discolouring or loss of adhesion. The adhesive surfaces must have a sufficient load-bearing capacity and be clean, dust- and grease-free. Dry surfaces are particularly suitable. The best adhesive values are achieved here. Curing is effected by air humidity at room temperature and takes place from outside to inside, slowing as time progresses. At low temperature and / or low humidity, the curing process is slowed significantly.

HEALTH AND SAFETY

Please refer to our EC safety data sheets for hazard notices, safety advice, storage conditions, disposal notes and transport marking information.

RESISTANCE TO CHEMICALS

Good: water, aliphatic solvents, diluted inorganic acids and alkalis, oils and greases
Poor: aromatic solvents, concentrated acids and chlorinated hydrocarbons

ISO-TOP SILICONE N / NT



illustration purposes only

PRODUCT DESCRIPTION

The neutral cross-linking premium sealant ISO-TOP SILICONE N / NT is the perfect choice for permanently elastic sealing of joints and for internal and external glazing work. Thanks to its excellent water and airtightness after curing and the optimum adhesion to many porous mineral materials, plus rigid PVC, treated wood, metal and glass, it is the perfect all-round sealant, even in cold climates.

APPLICATION

- sealing of all commonly encountered internal and external connection joints with significant movement in renovations and new builds
- sealing of joints in metal constructions
- sealing of connection joints on window and door frames made from wood, metal and plastic
- glazing work (glass sealing and jointing)

AREA OF APPLICATION

Minimum width: 5 mm

Maximum width: 30 mm

Minimum depth: 5 mm

Recommended: < 6 mm; joint depth = joint width
> 6 mm; joint depth = 1/2 joint width

PRODUCT ADVANTAGES

- fast skin forming
- complies with ISO 11600 F&G-25LM
- permanently flexible after curing
- MEKO-free and almost odourless
- colour-fast, resistant to weathering and UV
- strong adhesion to practically all surfaces
- non-corrosive, neutral
- sealant compliant with DIN 18540 and IVD-Merkblatt Nr. 9 (IVD instruction leaflet No. 9)
- complies with the requirements of the Building Energy Act and the recommendations of the RAL "installation guide"

PACKAGING

- 24 cartridges (of 310 ml) per box
- 24 tubular bags (of 400 ml) per box

ACCESSORIES

ISO-TOP EASYPRESS / EASYPRESS PRO and ISO-TOP PRESSFIX for efficient processing

Technical data	Standard	Classification
Colour ISO-TOP SILICONE N		white, grey, black, brown, golden oak, beige, anthracite grey RAL 7016*
Colour ISO-TOP SILICONE NT		transparent
Base		polysiloxane
Consistency		firm paste
Density in g/ml	DIN 53479	approx. 1.20 (N) / approx. 1.00 (NT)
Processing temperature		+5 °C to +35 °C
Temperature stability range		-60 °C to +150 °C
Skin forming*		at +20 °C / 65 % rel. humidity approx. 8 min.
Speed of curing**		at +20 °C / 65 % rel. humidity approx. 2 mm/24 h
Curing system		polymerisation through air humidity
Shore A hardness	EN ISO 868	24 ± 5 (N), 16 ± 5 (NT)
Re-expansion capacity	ISO 7389	> 80 %
Maximum permissible total deformation	EN ISO 11600	25 %
Elastic module 100 %	EN ISO 8339	approx. 0.39 N / mm ² (N) / approx. 0.26 N / mm ² (NT)
Tensile strength	EN ISO 8339	1.7 N/mm ² (N), 1.2 N/mm ² (NT)
Elongation at break	EN ISO 8339	> 700 %
Application method		manual, battery or pneumatic gun
Shelf life		15 months from production date in unopened cartridge and packaging
Storage temperature		+5 °C to +25 °C in a dry environment

* Alternative colours available on request.

** The specifications refer to the completely cured product. Measured according to standard climate DIN EN ISO 291 at 23 °C / 50 % R.H. These values may vary depending on environmental factors such as temperature, moisture and type of substrate.

PROCESSING

Can be used on all standard construction surfaces such as concrete, clinker, brick, aerated concrete, plasterboard, plaster, masonry, fibre cement, rigid PVC and aluminium (except for PP, PE, PTFE and silicones). The adhesive surface must have a sufficient load-bearing capacity and be clean, dust- and grease-free. Contact with bitumen, tar or materials that exude emollients such as EPDM, APTK, chloroprene rubber (neoprene), butyl, insulating coats and foams must be avoided since this could result in incompatibilities such as discolouring or loss of adhesion. We always recommend carrying out an adhesion and compatibility test on any surface before starting work.

HEALTH AND SAFETY

Please refer to our EC safety data sheets for hazard notices, safety advice, storage conditions, disposal notes and transport marking information.

REMARKS

If used as a glass/frame sealant, compatibility as part of the system is to be checked first. Direct contact with the insulating glass composite edge or PVB foil is to be avoided.

ISO-TOP FLEX-ADHESIVE



PRODUCT DESCRIPTION

ISO-TOP FLEX-ADHESIVES are high quality sealants and adhesives, with a wide adhesive spectrum.

APPLICATION

ISO-TOP FLEX-ADHESIVES are specially designed reliable bonding agents for window connections foils, fleece and paper in building constructions, providing an air-impermeable connection to masonry work.

They are suitable, in accordance to DIN 4108-7, for a reliable, air-impermeable bonding on window connections foils.

SERVICE

- standard sizes available from stock
- competent experienced technical support available in the field and by phone

PACKAGING

- ISO-TOP FLEX-ADHESIVE XP:
12 tubular bags (of 600 ml) per box
- ISO-TOP FLEX-ADHESIVE SP:
12 tubular bags (of 600 ml) per box
- ISO-TOP FLEX-ADHESIVE PA:
12 cartridges (of 310 ml) per box

PRODUCT ADVANTAGES

- ISO-TOP FLEX-ADHESIVES are suitable for air-impermeable connections in accordance with the application examples of DIN 4108-7
- makes an air-impermeable connection between foil and building structures (masonry work, concrete, stone, plaster and anodised aluminium) possible
- very good bond to all commercial window connection foils
- air-impermeable finish on openings
- DIN standardised quality and regulatory controls from external institutions



Installation example: ISO-TOP FLEX-ADHESIVE SP



Technical data	XP	SP	PA
Material description	soft elastic special polymer		
Colour	black	white	light blue
Base	MS Polymer, solvent-free	1-K-acrylate dispersion**	acrylate dispersion
Consistency	paste		
Density in g/ml	approx. 1.5	approx. 1.7	approx. 1.2
Application temperature:			
Ambient temperature	0°C to +40°C	+5°C to +40°C	+5°C to +40°C
Bonding surface temp.	0°C to +35°C	+5°C to +35°C	+5°C to +40°C
Curing process	polymerisation through humidity at room temperature	physical drying	physical drying
Temperature stability	-40°C to +90°C	-20°C to +80°C	-40°C to +100°C
Skin forming	approx. 10 minutes	approx. 20 minutes	permanently sticky
Curing speed*	approx. 2 mm/24 h	approx. 2 mm/24 h	-
GEV-EMICODE®	EC1 ^{plus}	-	-
IFBS-Sealing tape	TYPE 4	-	-
Coverage	depending on surface structure and a 8 mm bead, approx. 10 m		8mm bead, approx. 6m
Building material class (DIN 4102 part 1)	B2		
Building material class 13501	class E		
Shelf life	in a cool and dry place (+5°C to +25°C) up to 12 months after production date	in a cool and dry place (+5°C to +25°C) up to 12 months after production date, protect from frost	in a cool and dry place (+5°C to +40°C) up to 24 months after production date
Especially suitable for	ISO-CONNECT - INSIDE & OUTSIDE FD - INSIDE & OUTSIDE EPDM - KSK SEAL - VARIO SD - VARIO XD (fleece & foil side) ISO-BLOCO - HYBRATEC (corner bonding) - ONE (corner bonding) - MULTITEC (corner bonding) - 300 & 600 (additional sealing)	ISO-CONNECT - INSIDE & OUTSIDE FD - VARIO XD (fleece side)	ISO-CONNECT - INSIDE FD - VARIO SD & VARIO XD - INSIDE EPDM (perimeter area) - REVEALSEAL ISO-BLOCO - ONE, ONE CONTROL & RENO (corner bonding)

* Measured in accordance with DIN EN ISO 291 standard climate at 23°C / 50 % RH, values can vary through environmental factors (temperature, moisture, surface).

** Keep product protected against moisture and rain whilst curing.

PROCESSING

The application surface must be stable, firm, free of dust, cleaning agents, oil and fat. Fill out large surface voids in advance. Normal surface irregularities can be compensated by adding sufficient adhesive.

Porous surfaces can, if necessary, be pre-treated with ISO-TOP BLUE PRIMER. Apply bead of 8 to 10 mm on to the surface. Apply the foil, fleece, paperboard or paper without tension; meaning with a loop on to the freshly (no build up of skin) applied adhesive bead and press down lightly with appropriate tools. When installing window foil sealants apply sufficient ISO-TOP FLEX-ADHESIVE to assure that after the window foil has been

pressed into place the width of the adhesive is at least 30 mm wide and at least 1 mm thick. According to related standards (e.g. DIN 18540) elastic sealants should not be completely painted over, as tension and movement in the non-elastic paint may occur and could cause cracking. It is advisable to do a preliminary bonding and compatibility test on all surfaces.

WORK SAFETY

Please refer to our EC safety data sheets for hazards, safety tips and storage, disposal and transportation markings.

ISO-TOP FLEX-ADHESIVE WF



PRODUCT DESCRIPTION

ISO-TOP FLEX-ADHESIVE WF is a high-quality, neutral, single-component, permanently flexible adhesive and sealant on a hybrid polymer basis, specially developed for gluing and sealing the IN FRONT OF WALL INSTALLATION SYSTEM ISO-TOP WINFRAMER.

APPLICATION

- tension-free structural adhesion of the IN FRONT OF WALL INSTALLATION SYSTEM ISO-TOP WINFRAMER
- sealing and gluing applications for the corner connection and to the wall material

PROCESSING

ISO-TOP FLEX-ADHESIVE WF usually requires no primer and still has outstanding adhesive properties on numerous surfaces including aerated concrete, vertical coring bricks, limestone, sandstone, concrete, polystyrene and timber. The adhesive surfaces must have a sufficient load-bearing capacity and be clean, dust- and grease-free. Dry surfaces are particularly suitable; the best adhesive values are achieved here.

ISO-TOP FLEX-ADHESIVE WF also bonds to moist surfaces. However, the bond may be less strong than the one achieved for dry and clean surfaces. Porous surfaces such as aerated concrete with a high water load should be pre-treated with ISO-TOP BLUE PRIMER if necessary. It is advisable to carry out an adhesion and compatibility test on any surface before starting work.

PRODUCT ADVANTAGES

- high initial adhesion
- permanent sealing / gluing to the wall material
- very good processing
- very good usually primerless adhesion to almost all (even moist) surfaces
- permanently flexible after curing
- non-corrosive
- waterproof
- compensates unevenness and material tensions
- blister-free curing even at high temperatures
- free of silicone, solvents, halogens, acids and isocyanate
- can be painted over well as per DIN 52452-A1
- colour-fast, resistant to weathering and UV

Curing is effected by air humidity at room temperature and takes place from outside to inside, slowing as time progresses. At low temperature and / or low humidity, the curing process is slowed significantly.

For further information regarding the adhesion and sealing of the in front of wall installation system please refer to the installation instructions.



Technical data	Standard	Classification
Colour		white
Base		1-component hybrid polymer
Consistency		paste
Density in g/ml	DIN 53479	approx. 1.67
Curing system		polymerisation through air humidity at room temperature
Skin forming*		approx. 10 minutes
Curing speed*		2 to 3 mm/24h
Shore A hardness	DIN 53505	40 ± 5
Temperature stability range		-40°C to +90°C
Re-expansion capacity	ISO 7389-B	> 75%
Maximum permissible total deformation	DIN EN ISO 11 600	20%
Elasticity module 100%	DIN EN ISO 8339	0.75 N/mm ²
Tensile strength	DIN 53504	1.8 N/mm ²
Tensile shear strength (Surface: AlMgSi1 / Layer thickness: 2 mm / Feed speed: 10 mm per min.)	DIN 53504	0.9 N/mm ²
Elongation at break	DIN 53504	750%
Change in volume	DIN EN ISO 10563	-3 to -4 Vol.%
Fire behaviour	DIN 4102 Part 1	B2
Yield from 600 ml tubular bag depending on surface roughness		for triangular nozzle cut with opening size: - 6/6 mm approx. 20 m - 8/8 mm approx. 14 m
Processing temperature		+0°C (frost-free) up to +40°C (ambient temperature) +0°C (frost-free) up to +35°C (temperature of adhesive surfaces)
Shelf life		1 year, in original packaging and stored dry
Storage temperature		+5°C to +25°C

* Measured in accordance with DIN EN ISO 291 standard climate at 23°C / 50 % RH, values can vary through environmental factors (temperature, moisture, surface).

* If the specified triangular adhesive / sealant beads dimension is exceeded, the length output is reduced accordingly. With regard to the quantity used when installing ISO-TOP WINFRAMER components, the specifications of the installation instructions must also be observed. Use the ISO-TOP WINFRAMER CALCULATION TOOL in the ISO-PORTAL for precise calculation.

HEALTH AND SAFETY


Further information on product safety and handling can be found in the notes on the sales container and in the installation instructions of IN FRONT OF WALL INSTALLATION SYSTEM ISO-TOP WINFRAMER.

PACKAGING

12 tubular bags (of 600 ml) per box

ACCESSORIES

ISO-TOP PRESSFIX for efficient processing



Installation example: ISO-TOP FLEX-ADHESIVE WF

ISO-TOP BLUE PRIMER



PRODUCT DESCRIPTION

ISO-TOP BLUE PRIMER is a primer based on an aqueous polymer latex. It was specially developed to improve the adhesion properties of acrylate, bitumen, butyl and hybrid polymer adhesives and of sealing foils and adhesive tapes on most standard structural surfaces. During curing to a smooth, not permanently sticky film, the primer colour changes from blue to dark grey. The primer has a good heat bonding strength and good water-resistance.

APPLICATION

Ideal for improving the adhesion of self-adhesive sealing foils such as ISO-CONNECT INSIDE EPDM COMPLETE on various absorbent, mineral surfaces. Typical mineral surfaces include i.e. cement fibre boards and plasterboards, stone, concrete, brick and lime sand brick masonry as well as aerated concrete. Additionally ISO-TOP BLUE PRIMER can also be used on fibrous surfaces such as soft fibreboard, wood materials, timber and various non-absorbent construction materials such as insulation board.

PREPARATION

Before use, slowly bring the primer up to processing temperature and stir/shake vigorously. Thickened primer can be diluted with water. We always recommend carrying out an adhesion and compatibility test on any surface before starting work.

PRODUCT ADVANTAGES

- Colour changes when cured
- Very low-emission
- Easy to process, since solvent-free
- Versatile use for standard construction surfaces
- Fast-drying
- High proportion of solids
- Precision application with no soiling of adjacent areas
- Extremely high yield
- Wide range of applications

PROCESSING

The surface must be dry, clean, smooth, able to bear a load, free of loose components, free of ice, frost, condensation, dust, oil and grease. Apply primer to the surface via opened bottle cap (strand) and then distribute evenly using a brush or paint roller. Treat porous surfaces twice if necessary. Allow the primer to flash off completely before further processing (colour changes to dark grey). The drying time can vary according to the material surface and temperature. Protect the primer against moisture until it has cured fully. The area of application must then be protected against rain and snow with a breathable tarpaulin. Applications on frozen, ice-free surfaces are possible, provided that the climatic conditions reach/exceed +5°C on this working day.



Technical data	Standard	Classification
Colour		light blue (fresh); dark grey (cured)
Base		aqueous acrylate polymer latex
Density in g/cm ³ at +20 °C	EN 542	approx. 1.04
Freeze-resistant		down to -26 °C
Viscosity at +20 °C	Brookfield 04/50rpm	approx. 2,500 mPa.s
Flash-off time at +20 °C / 50% RH		approx. 9 min
Application quantity depending on the substrate		approx. 100 g/m ²
Processing temperature - surfaces and ambient		from -10 °C
Processing temperature - primer		from +5 °C to +30 °C
Storage time		12 months in the original, unopened packaging
Storage temperature		+15 °C to +25 °C in dry environment without direct solar radiation

PACKAGING

6 bottles per box (1000 ml bottles)

ISO-TOP KSKSEAL PRIMER



PRODUCT DESCRIPTION

ISO-TOP KSKSEAL PRIMER is a solvent-free, high-quality, adhesion-enhancing preliminary coat on the basis of a bitumen emulsion for ISO-CONNECT KSKSEAL sealing membranes.

APPLICATION

ISO-TOP KSKSEAL PRIMER is suitable for preparing the surface of pour walls, floor slabs, foundations, balconies, underground car parks and patios, as well as other known and suitable mineral surfaces, before sealing with ISO-CONNECT KSKSEAL.

DIN 18195 Part 1-10 must always be observed for sealing work. In addition, the guidelines issued by the Deutsche Bauchemie e.V. (German construction chemical association) for the planning and execution of sealing work on components in contact with the ground and the guidelines of the Deutscher Ausschuss für Stahlbeton (DafStb German reinforced concrete committee) for the protection of concrete components and roofing guidelines must all be observed.

PACKAGING

60 units (of 5 l) per pallet

alternative sizes available on request

PRODUCT ADVANTAGES

- ready for use
- can be brushed, rolled and sprayed
- dries quickly
- environmentally friendly
- solvent-free

Technical data	Standard	Classification
Density in kg / l		approx. 1.0
Application- and hard-drying temperature*		+5 °C to +30 °C
Drying time**		approx. 45 minutes
Application quantity***		0.10 l/m ² - 0.15 l/m ²
Shelf life		at least 18 months with original seal, in a cool, dry and frost-free place

* Component, installation and ambient temperature.

** Measured in accordance with DIN EN ISO 291 standard climate at 23 °C / 50 % RH, values can vary through environmental factors (temperature, moisture, surface).

*** The requirement data given are minimum values. These can increase depending on the workmanship during processing.

PROCESSING

Preparing the surface

The surface must be sufficiently dry, level, capable of bearing a load, frost-free, clean and free of oil, grease, tar, cavities, cracks, dust, dirt, residual mortar and other soiling. Edges must be rounded and smoothed with suitable materials

ISO-TOP KSKSEAL PRIMER is ready to use and is applied evenly to the cleaned surface by means of a swab, brush, roller or suitable spraying technique. ISO-TOP KSKSEAL PRIMER is thixotropic, which means it becomes more liquid like when agitated, e.g. stirred. It should be stirred thoroughly if it has been left to stand for a longer time.

Special notes

Protect the fresh primer coat from rain, frost and strong sunlight until it has hard-dried completely. Drying time approx. 45 minutes depending on the ambient temperature.

It is recommended to secure the upper edge of ISO-CONNECT KSKSEAL membrane mechanically with either a tension bar or adhesive strip to stop it peeling off. ISO-BUTYL FLEECE TAPE or a metal clamping bar are suitable for this purpose.

- Heed the safety data sheet
- Heed GISCODE BBP 10

ISO-TOP SPRAY PRIMER



illustration purposes only

PRODUCT DESCRIPTION

ISO-TOP SPRAY PRIMER is a spray-on bonding agent based on synthetic rubber / resin. ISO-TOP SPRAY PRIMER was specially developed for preparing bonding surfaces for window connection foils, joint sealing tapes and multifunctional joint sealing tapes. The solvent-based ISO-TOP SPRAY PRIMER offers outstanding initial adhesion and fast-acting bonding characteristics. It is "ozone-friendly" and contains no chlorinated or fluorinated compounds. The swivelling spray nozzle can be turned for ease of application.

APPLICATION

ISO-TOP SPRAY PRIMER is ready for use and can be sprayed immediately. Typical mineral surfaces include concrete, brick, aerated concrete and lime / sand stone masonry. In addition, ISO-TOP SPRAY PRIMER can be used on surfaces such as wood, metal, rigid plastics, rubber, cork and other general construction materials.

PACKAGING

12 spray cans (of 500 ml) per box

PRODUCT ADVANTAGES

- chloride-free and fluoride-free
- versatile use for standard construction surfaces
- wide range of applications
- fast-drying
- simple to use
- extremely high yield
- excellent adhesive strength
- swivelling spray nozzle

Technical data	Standard	Classification
Colour		yellow
Base		synthetic rubber
Density in g/cm ³	EN 542	approx. 0.66
Application / can temperature		+5 °C to +35 °C
Processing / ambient temperature		-10 °C to +45 °C
Temperature stability range		-15 °C to +50 °C
Coverage		depending on the materials to be bonded / type of application, 500 ml will cover approximately approx. 5 m ²
Drying time*		2 to 5 minutes 3 to 5 minutes per coat for two coats Should be covered with final sealing material within 10 to 20 minutes.
Shelf life**		12 months in the original, unopened packaging
Storage temperature		+5 °C to +25 °C in dry environment without direct solar radiation

* Measured in accordance with DIN EN ISO 291 standard climate at 23 °C / 50 % RH, values can vary due to environmental factors (temperature, moisture, surface).

** Storage: To prevent the spray nozzles becoming clogged, the cans must always be stored upright.

PROCESSING


Check compatibility with the surfaces before applying. The surface must be dry, clean, and free of dust, ice and frost.

Spray at a distance of 15 - 20 cm from the surface; cover adjacent sensitive surfaces to protect them (curing time approx. 5 minutes). Treat highly porous surfaces twice if necessary. Protect the sprayed surface against moisture and soiling. After use, hold the can upside down and spray to remove residual primer and wipe any residues from the nozzle. The coverage is up to 5 m² depending on the surface and application.

SAFETY RECOMMENDATIONS

Always wear safety gloves and goggles when working with the material. Only use in well ventilated rooms. See the EC safety data sheet for more information.

ISO-BUTYL



PRODUCT DESCRIPTION

ISO-BUTYL are self-adhesive, volume-stable butyl tapes based on butyl rubber, which are available either as double-sided self-adhesive tapes, with tear-proof aluminium lamination or with synthetic fleece lamination. Due to their outstanding adhesion, the water-repellent ISO-BUTYL sealing tapes are suitable for the reliable and lasting sealing of joints, cracks, seams and overlapping in the entire construction area.

APPLICATION

ISO-BUTYL SELF-ADHESIVE TAPE is ideal for overlapping seals of screwed joints for assemblies in the fields of:

- cooling and air-conditioning
- motor vehicle construction
- ship and container building
- facade construction
- sanitary and electrical installation
- silo technology
- furniture and internal fittings
- instrument manufacture

ISO-BUTYL FLEECE TAPE is ideal for covering seals of fireplaces, butt and overlapped sheet metal joints, flashing for porches, garages, roof windows, heat insulation of glazing, ventilation and sanitation, sealing of skylights to roofs and sealing of wall-, roof-, parapets- and connecting-constructions.

PRODUCT ADVANTAGES

- water-repellent
- does not cause corrosion
- solvent-free
- bitumen-free and bitumen-compatible
- resistant to aging, weathering and UV
- constant volume
- functions immediately
- permanent adhesion
- simple to use
- complies with IVD instruction leaflet No. 5

ISO-BUTYL ALU TAPE is ideal for covering seals of constructional and connecting joints in buildings and industry and for sealing both internal and external joints and overlaps (metal-work, container construction, conservatories, air-conditioning and ventilation construction). In addition, when used in the construction of windows and facades, ISO-BUTYL ALU TAPE is ideal for sealing connections and joints (where a gas and diffusion-proof seal is necessary).



Technical data	SELF-ADHESIVE TAPE	ALU TAPE	FLEECE TAPE
Material description	butyl rubber	butyl rubber aluminium / plastic compound fil	butyl rubber synthetic fleece
Building material class	B2	B2	B2
Colour	grey	grey / aluminium	grey
Density DIN EN ISO 10563	$\geq 1.26 \text{ g/cm}^3$	$\geq 1.35 \text{ g/cm}^3$	$\geq 1.2 \text{ g/cm}^3$
Slipping test	stable	stable	stable
sd-value DIN EN ISO 12572	–	> 1,500 m	> 1,500 m
Temperature stability range complies with DIN 52455-4	-40°C to +80°C	-40°C to +100°C	-50°C to +100°C
Working temperature	approx. +5°C to +30°C	approx. +5°C to +30°C	approx. +5°C to +30°C
Dimension tolerance DIN 7715 T5 P3	requirements fulfilled	requirements fulfilled	requirements fulfilled
Storage temperature	approx. 20°C practically unlimited (rolls stored flat, dry and protected from dust)		

Thickness x width	Roll length (metres)	Carton (metres)
SELF-ADHESIVE TAPE		
1.5 x 15 mm*	40.0	160.0
2 x 8 mm	18.0	396.0
2 x 10 mm		396.0
2 x 15 mm		324.0
2 x 20 mm		252.0
ALU TAPE		
1.5 x 35 mm	25.0	200.0
1.5 x 40 mm		200.0
1.5 x 45 mm		150.0
1.5 x 50 mm		150.0
1.5 x 60 mm		150.0
1.5 x 80 mm		100.0
1.5 x 100 mm		50.0
FLEECE TAPE		
2 x 50 mm	18.0	108.0
2 x 60 mm		108.0
2 x 80 mm		72.0
2 x 100 mm		36.0
2 x 120 mm		36.0

* Only available in black.

FINISHES

- ISO-BUTYL SELF-ADHESIVE TAPE
- ISO-BUTYL ALU TAPE
- ISO-BUTYL FLEECE TAPE

PROCESSING

Remove moisture, dust, separating agents, oil, grease and other dirt from surface to which the strip is to be applied. Pre-treat absorbent surfaces such as concrete, plaster etc. with ISO-TOP PRIMER. Unroll strip and cut to length.

Overlapping constructions:

Place ISO-BUTYL SELF-ADHESIVE TAPE with the unprotected surface of the material on the surface to which it is to be adhered and press down. Then pull off the separating paper or film. Overlap the free sealing surface with the intended material as required and press the sealing surfaces together. This compensates for small irregularities in the adhesion surface, but avoid over compression. Provide for permanent spacing (e.g. lugs, edges, washers).

Covering seals:

Adhere the adhesive butyl surface of ISO-BUTYL ALU TAPE or FLEECE TAPE to the pre-treated substrate using a pressure roller. Press down firmly and carefully. Avoid creases and bends when pressing down or roll out carefully. Avoid transverse installations in roof areas (danger of detachment due to snow and ice loads).

With ISO-BUTYL FLEECE TAPE, the adhesion zone can be plastered over up to 30 mm to a maximum thickness of 8 mm (do not plaster over any movement area).

ISO-CONNECT KSKSEAL



PRODUCT DESCRIPTION

ISO-CONNECT KSKSEAL is an all-over self-adhesive, flexible sealing membrane made of polymer-modified bitumen with a flexible yet tearproof HDPE foil and is used for the external sealing of window and door elements in facade constructions. ISO-CONNECT KSKSEAL protects components in contact with the ground permanently against non-pressurised water as per DIN 18533 for sealing thresholds, ground moisture and non-accumulating seepage water.

APPLICATION

ISO-CONNECT KSKSEAL has been designed for the correct physical external sealing of bottom joints on doors and floor-length windows to the perimeter area.

FINISHES

Completely self-adhesive with separate release paper:

- 100 – 200 mm width with a longitudinal perforation
- 250 – 300 mm width with two longitudinal perforations
- 350 mm width with three longitudinal perforations

PRODUCT ADVANTAGES

- can be installed all year round
- no hard-drying necessary
- immediately resistant to water and driving rain
- no waiting times
- flexible, resilient and crack-covering
- highly resistant to all aggressive substances which naturally occur in soil
- perforated release paper for easier fitting
- 10 Year Function Warranty*

* On the conditions of the manufacturer (available on request).

DIMENSIONS

width: 100, 150, 200, 250, 300, 350 mm
further widths and thicknesses available on request

PACKAGING

rolls, roll length: 20 m



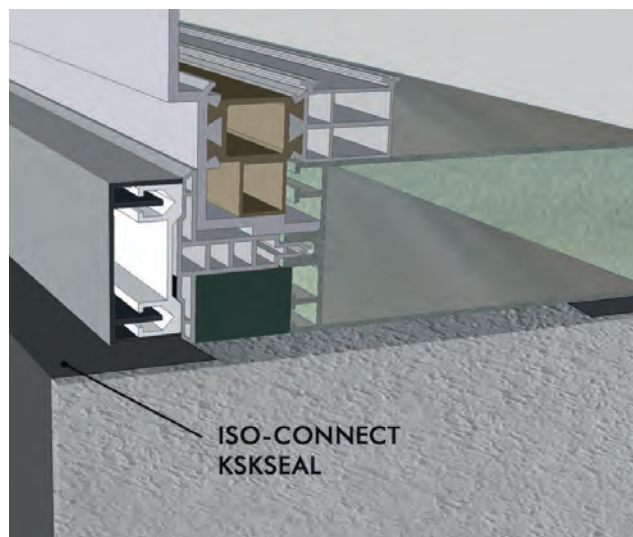
Technical data	Standard	Classification
Material description		polymer-modified bitumen on tear-resistant HDPE
Colour		black
Building material class	DIN EN 13501	E
Bitumen compatibility	DIN 7864 T1	bitumen compatible
Air permeability coefficient	DIN EN 12114	airtight $a \leq 0.1 \text{ m}^3/[\text{h} \cdot \text{m} \cdot (\text{daPa})^{2/3}]$
UV stability		approx. 5 months
Water vapour diffusion resistance μ		168,500 / sd-value 252 m
Material thickness		1.5 mm
Handling temperature		-5 °C to +30 °C
Dimensional tolerance	DIN 7715 TP P3	DIN EN 1848-1 fulfilled
Waste code		170302
Storage temperature		+5 °C to +30 °C stored in a vertical position
Shelf life		12 months

PREPARATION

Unroll the ISO-CONNECT KSKSEAL sealing foil and cut it to the required length. The area to be bonded must be clean, dry, free of solvents, greases, dust, oil and other anti-adhesive substances.


PROCESSING

Always treat the mineral area to be bonded with ISO-TOP KSKSEAL PRIMER and then apply the self-adhesive backing to the area to be bonded/sealed and press into place carefully using a roller so that the product is moulded to the contours of the substrate. On the top edge of the seal a flashing strip (ISO-BUTYL FLEECE TAPE) may be required. Additional mechanical fixing, e.g. supporting lath, clamping bar and fastening to the window, should, as specified in DIN 18531 and DIN 18533, be mounted. Also observe any notes in the installation instructions.



Installation example: ISO-CONNECT KSKSEAL

ISO-TOP POWER-TAPE



PRODUCT DESCRIPTION

ISO-TOP POWER-TAPE is a sodium paper equipped with highly adhesive acrylate dispersion on one side. ISO-TOP POWER-TAPE is suitable for air tight bonding of roof underlays in accordance to DIN 4108-7.

APPLICATION

ISO-TOP POWER-TAPE provides reliable bonding for vapour barrier foils and is suitable for use on different finishes:

- plastic
- fleece
- paper

and creates a strong bond between these materials.

SERVICE

- standard requirements available from stock
- private label and / or special labelling available
- competent experienced technical support available in the field and by phone

PACKAGING

rolls, one-side self-adhesive


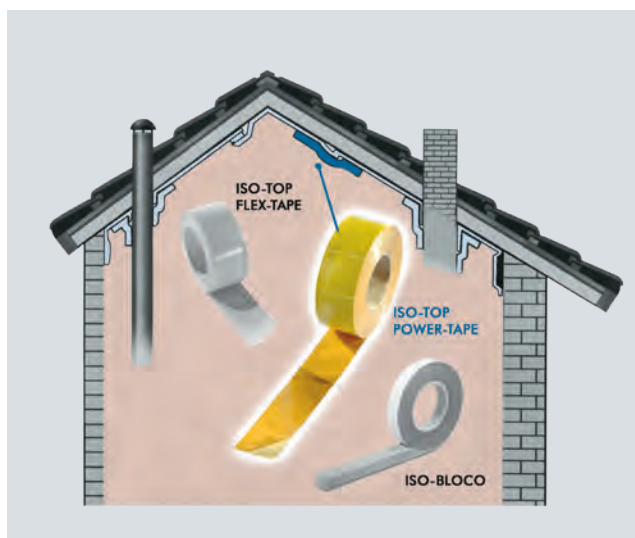
- roll width: 60 mm
- number of rolls (per box): 10
- roll length (metres): 40 m
- box (metres): 400 m

PRODUCT ADVANTAGES

- complies with the requirements of DIN 4108-7 for vapour tight connections
- air tight bonding of foils
- optimum connections on overlaps
- very good bonding on standard vapour barrier foils and roof underlays
- free from softening agents and halogens
- constant quality, DIN-standards which are regularly examined by external institutions




Technical data	Standard	Classification
Material description		single-sided, self-adhesive sodium paper
Adhesive base		solvent-free acrylate dispersion
Adhesive carrier		power paper (yellow)
Paper cover		silicone paper (brown)
Adhesive strength	DIN EN 1939	approx. 35 N/25 mm
Thickness		approx. 0.32 mm (without paper cover)
Applied adhesive		approx. 200 g/m ²
Temperature stability range		-40 °C to +100 °C
Aging resistance		very good
Handling temperature		from -10 °C
Dimension tolerance	DIN 7715 T5 P3	requirements fulfilled
Shelf life		1 year, dry and in original packing
Storage temperature		+10 °C to +20 °C



Installation example: ISO-TOP POWER-TAPE

ISO-TOP FLEX-TAPE



PRODUCT DESCRIPTION

ISO-TOP FLEX-TAPE is a LDPE tape equipped with a very strong acrylate dispersion adhesive on one side. ISO-TOP FLEX-TAPE is a suitable all round sealing in accordance with DIN 4108-7.

APPLICATION

ISO-TOP FLEX-TAPE provides reliable bonding for vapour barrier foils and is suitable for use on different finishes:

- plastic
- fleece
- paper

It creates a secure bond between foil and surface, for example on concrete and masonry work. ISO-TOP FLEX-TAPE adheres perfectly to smooth surfaces, providing an air tight bond.

SERVICE

- standard requirements available from stock
- private label and / or special labelling available
- competent experienced technical support available in the field and by phone

PACKAGING

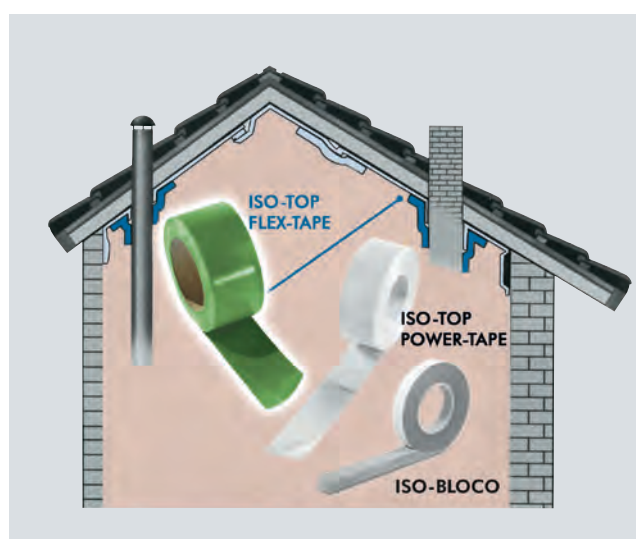
rolls, one-side self-adhesive

PRODUCT ADVANTAGES

- complies with the requirements of the DIN 4108-7 for vapour tight connections
- air tight bonding of foils to adjoining building constructions
- very good adhesion to standard vapour barrier foils and roof tile underlays
- air tight finish on openings
- free from softening agents and halogens
- constant quality, DIN-standards which are regularly examined by external institutions




Technical data	Standard	Classification
Material description		single-sided, self-adhesive LDPE tape
Adhesive base		solvent-free acrylate dispersion
Adhesive carrier		LDPE-film (green)
Intermediate adhesive carrier		polyester lining
Paper cover		silicone paper (brown)
Adhesive strength	Afera 5001	ø 37 N / 25 mm
Thickness		approx. 0.32 mm (without paper cover)
Applied adhesive		approx. 230 g / m ²
Temperature stability range		-40°C to +80°C
Aging resistance		very good
sd-value	DIN 53122-1 DIN EN 1931	approx. 25 m
Handling temperature		from -10°C
Dimension tolerance	DIN 7715 T5 P3	requirements fulfilled
Shelf life		1 year, dry and in original packing
Storage temperature		+10°C to +20°C



Tape width	Roll length (metres)	Carton (metres)
40 mm	25.0	350.0
50 mm		300.0
60 mm		250.0
70 mm		200.0
80 mm		250.0
90 mm		150.0
100 mm		150.0
110 mm		250.0
120 mm		250.0
130 mm		100.0
140 mm		100.0
150 mm		100.0

ISO-FLAME KOMBI F 120



PRODUCT DESCRIPTION

ISO-FLAME KOMBI F 120 is a PUR-sealing tape equipped with a special highly fire resistant impregnation for fire protection joints. It fulfils the requirements of DIN 4102 for F 120 and DIN EN 13501-2 for EI 120 and is characterised for its simple and reliable application.

APPLICATION

ISO-FLAME KOMBI F 120 is suitable for the reliable sealing of joints and connections in buildings, which must provide high fire protection requirements. Its usages range from sealing fire protection joints in walls, ceilings and connections between wall and ceiling (up to a fire resistance period of 120 minutes) through to building segments such as:

- solid constructions
- pre-fabricated constructions
- wall partitioning constructions
- timber constructions EI 30
- metal constructions EI 30
- weather-proof joints in connection with ISO-BLOCO 600 and 300 as well as ISO-TOP FACADE SEAL

SERVICE

- standard sizes available from stock
- competent experienced technical support available in the field and by phone

PRODUCT ADVANTAGES

- fulfils the requirements of fire protection as a physical barrier against the flame and thermal isolation for 120 minutes (F 120 and EI 120)
- fire resistance period of F 30, F 120, EI 30 and EI 120 tested by iBMB / MPA Braunschweig and MPA Stuttgart
- permanently elastic, with a high long term movement capacity
- for joint dimensions from 4 up to 40 mm
- sound and heat insulating
- approved, tested coverage with ISO-BLOCO 300 and 600 as well as ISO-TOP FACADE SEAL
- no pre-treatment of the joint and no additional sealing to the visible joint surface with fire protection compound agent required
- applicable in all types of construction
- constant quality, DIN-standardised, which are regularly controlled by independent institutions
- 10 Year Function Warranty*

* On the conditions of the manufacturer (available on request).

PACKAGING

pre-compressed rolls with one-sided intumescent (expands in case of fire) self-adhesive (assists application)



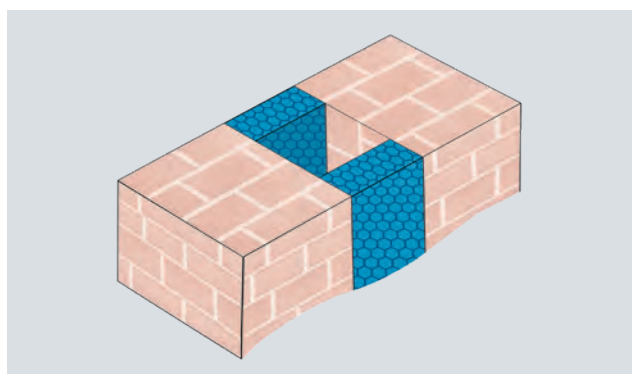
Technical data	Standard	Classification
Material description		impregnated PUR-soft foam
Base		acrylate with flame retarding additives
Colour		anthracite
Self-adhesive foil		intumescent foil (expands in case of fire)
Test certificate / suitability proof		P-3436/5813 – MPA BS, PB 2400/157/15 – Rue (MPA BA) and 903 3814 000/La (MPA Stuttgart)
Fire resistance period	BS EN 13501-2 DIN 4102-1	EI 30 to EI 120 F 30 to F 120
Behaviour in case of fire	DIN 4102 T1 BS EN 13501-1	B1 (flame resistant) E
Dimension tolerance	DIN 7715 T5 P3	requirements fulfilled
ETA - 18/0378		CE mark since 2018
Shelf life		1 year, dry and in original packing
Storage temperature		+5°C to +20°C

area of application joint width*	wall EI 30	ceiling EI 30	wall & ceiling EI 120	ceiling EI 120	timber wall EI 30	metal wall EI 30	Roll length (metres)
4 – 6 mm	2 x 30 mm**	1 x 40 mm**	2 x 40 mm**	1 x 80 mm**	2 x 25 mm**	2 x 30 mm**	7.0
5 – 8 mm							5.6
7 – 10 mm							6.0
10 – 14 mm							4.5
12 – 20 mm		4.0					
18 – 28 mm		2.6					
22 – 40 mm		1 x 50 mm**	2 x 50 mm**	1 x 100 mm**	2 x 30 mm**		2.1

Alternative dimensions available on request.


* Movement in the structure and temporary longitude changes are to be taken into account when determining the max. joint width.

** Number of pieces x tape width ISO-FLAME KOMBI F120.



Installation example: ISO-FLAME KOMBI F120

ISO-FLAME BRICK S 90



PRODUCT DESCRIPTION

ISO-FLAME BRICK S 90 is a fire resistant impregnated PUR-high resilient foam form for fire-protection of single cables, cable bundles and pipes (service fire-stops). It is used in rectangular and irregular fire wall openings in accordance to DIN 4102 for the F-Classes S 30, S 60 and S 90. Its maximum fire resistance durability averages at 90 minutes.

APPLICATION

ISO-FLAME BRICK S 90 is certified for the fire-stop protection of wall and ceiling openings, when fire rating classification S 30, S 60 or S 90 is required, in accordance with DIN 4102 T.9. It is particularly suitable, due to it being totally fibre and dust free, for use in dirt sensitive areas. The spectrum of uses extends from fire protection walls and ceilings, of concrete, reinforced concrete, cellular concrete and brick-work to lighter partitioning walls.

The fitting of single cables, cable bundles, pipes and cable looms is simply done by cutting.


INSTALLATION

- coat either the wall aperture edges or the ISO-FLAME BRICK edges with ISO-FLAME KITT to bond the foam in place
- on ceiling openings both visible fire-stop surfaces are to be coated with ISO-FLAME KITT (this is optional on walls)
- the relevant building approval should be sort for using the ISO-FLAME BRICK S 90 as the services fire stop

PRODUCT ADVANTAGES

- quick and clean application without special tools (very economical)
- no preparation of the wall or ceiling opening necessary
- easy fitting of cables
- totally free from dust and fibres
- flexible application (temporary and permanent cable insulation)
- toxic fume blocker
- no cracking due to permanent elasticity with high flexibility
- free from halogens and solvents
- 10 Year Function Warranty*

* On the conditions of the manufacturer (available on request).



Installation example: ISO-FLAME BRICK S 90

Deutsches
Institut
für
Bautechnik

DIBt

PATENTED

Technical data: BRICK	Standard	Classification
Material description		fire resistant impregnated PUR-flexible foam
Colour		anthracite
Fire resistance durability in fire protection walls and ceilings	DIN 4102 T.9	S 90
General construction technique permit		aBG Z-19.53-2364
Handling temperature		+5°C to +40°C
Temperature stability range, dry		-40°C to + 80°C
Building material class	DIN 4102 T.1	B2
Dimension tolerance	DIN 7715 T5 P3	requirements fulfilled
Shelf life		1 year
Technical data: KITT	Standard	Classification
Material description		paste-like, endothermic fire protection compound
Colour		white
Density in g/cm ³		approx. 1.34 to 1.48
Fire resistance durability in fire protection walls and ceilings	DIN 4102 T.9	S90 in combination with ISO-FLAME BRICK
Handling temperature		+5°C to +25°C
Drying time		dust-dry after approx. 4 h, completely dry depending on layer thickness after a maximum of 4 days
Shelf life		2 years

SYSTEM ACCESSORIES

- ISO-FLAME KITT – fire protection kitt (FLAMMOTECT-A) ablative fire protection compound (paste consistency) ETA-18/0237

PACKAGING ISO-FLAME KITT

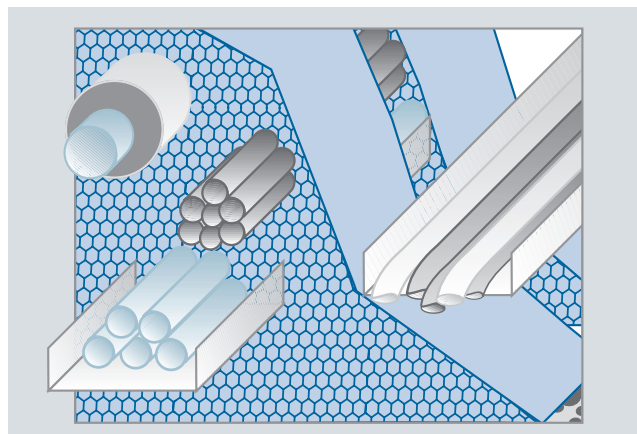
- buckets of 12.5 kg / 12 cartridges (of 310 ml) per box
- consumption depends on the installation situation

TECHNICAL APPROVAL

general construction technique permit through DIBt Berlin for S90 aBG Z-19.53-2364

LxWxH = Ordner no.	Achieved F-Class*	Minimum wall and ceiling thickness	Bricks per carton
475x475x90 mm	up to S 90	100 mm (wall) and 150 mm (ceiling)	4
475x160x90 mm	up to S 90	100 mm (wall) and 150 mm (ceiling)	12
160x160x90 mm	up to S 90	100 mm (wall) and 150 mm (ceiling)	36

* For fire protection class S90 the minimum thickness of the fire-stop is 200 mm. 2 bricks per opening must be installed. The size of the fire-stop should be maximum 95 % of the foam form.



Installation example: ISO-FLAME BRICK S90

Fitting	Wall (mm)	Ceiling (mm)
Maximum size of the fire-stop		
rectangular	450x450	450x450
irregular	450x450	-
Minimum distance to next fire-stop	100	100
Maximum amount of cables	60%	60%
Maximum cable diameter	30	30
Maximum metal duct diameter	114	54

ISO-FLAME PLUG S 90



PRODUCT DESCRIPTION

ISO-FLAME PLUG S 90, is a specially developed form for a quick, easy and clean fitting for fire protection of single cables, cable bundles on circular openings (e. g. core hole) in fire walls and ceilings in accordance to DIN 4102.

It consists of fire resistant impregnated PUR high resilient foam and is designed for a maximum fire resistance durability up to 90 minutes.

APPLICATION

ISO-FLAME PLUG S 90 is suitable for fire-stop protection in wall and ceiling openings where fire protection rating S 30, S 60 or S 90 is required, in accordance with DIN 4102 T.9.

It is particularly suitable for fire protection walls and ceilings of concrete and / or reinforced concrete, cellular concrete, brick-work or lighter partitioning walls. The fitting of cables is simply done by cutting.


INSTALLATION

- coat either the wall aperture edges or the ISO-FLAME BRICK edges with ISO-FLAME KITT to bond the foam in place
- on ceiling openings both visible fire-stop surfaces are to be coated with ISO-FLAME KITT (this is optional on walls)
- the relevant building approval should be sort for using the ISO-FLAME PLUG S 90 as the services fire stop

PRODUCT ADVANTAGES

- quick and clean application (very economical)
- totally free from dust and fibres
- easy fitting of cables
- no special tools for fitting required or preparation of wall and ceiling openings necessary
- toxic fume blocker
- flexible application (temporary and permanent cable insulation)
- no cracking due to permanent elasticity with high flexibility
- free from halogens and solvents
- 10 Year Function Warranty*

* On the conditions of the manufacturer (available on request).



Technical data: PLUG	Standard	Classification
Material description		fire resistant impregnated PUR-flexible foam
Colour		anthracite
Fire resistance durability in fire protection walls and ceilings	DIN 4102 T.9	S 90
General construction technique permit		aBG Z-19.53-2364
Handling temperature		+5°C to +40°C
Temperature stability range, dry		-40°C to + 80°C
Building material class	DIN 4102 T.1	B2
Dimension tolerance	DIN 7715 T5 P3	requirements fulfilled
Shelf life		1 year
Technical data: KITT	Standard	Classification
Material description		paste-like, endothermic fire protection compound
Colour		white
Density in g/cm ³		approx. 1.34 to 1.48
Fire resistance durability in fire protection walls and ceilings	DIN 4102 T.9	S90 in combination with ISO-FLAME PLUG
Handling temperature		+5°C to +25°C
Drying time		dust-dry after approx. 4 h, completely dry depending on layer thickness after a maximum of 4 days
Shelf life		2 years

SYSTEM ACCESSORIES

- ISO-FLAME KITT – fire protection kitt (FLAMMOTECT-A) ablative fire protection compound (paste consistency) ETA-18/0237

PACKAGING ISO-FLAME KITT


- buckets of 12.5 kg / 12 cartridges (of 310 ml) per box
- consumption depends on the installation situation

TECHNICAL APPROVAL

general construction technique permit through DIBt Berlin for S90 aBG Z-19.53-2364

Dia. x H = Ordner no.	Max. hole diameter	Achieved F-Class*	Minimum wall- and ceiling thickness	Plugs per carton
54x90mm	51 mm	up to S90	100 mm (wall) and 150 mm (ceiling)	30
62x90mm	58 mm	up to S90	100 mm (wall) and 150 mm (ceiling)	30
74x90mm	70 mm	up to S90	100 mm (wall) and 150 mm (ceiling)	18
85x90mm	80 mm	up to S90	100 mm (wall) and 150 mm (ceiling)	12
100x90mm	95 mm	up to S90	100 mm (wall) and 150 mm (ceiling)	12
115x90mm	109 mm	up to S90	100 mm (wall) and 150 mm (ceiling)	12
130x90mm	123 mm	up to S90	100 mm (wall) and 150 mm (ceiling)	12
151x90mm	143 mm	up to S90	100 mm (wall) and 150 mm (ceiling)	12
181x90mm	175 mm	up to S90	100 mm (wall) and 150 mm (ceiling)	12


* For the fire protection S 90 the minimum thickness of the fire-stop is 200 mm. 2 plugs per openings must be installed.



Installation example: ISO-FLAME PLUG S90

Fitting	Wall (mm)	Ceiling (mm)
Minimum distance to next fire-stop	100	100
Maximum amount of cables	60%	60%
Maximum cable diameter	30	30
Maximum metal duct diameter	114	54

ISO-BLOCO FILLER



PRODUCT DESCRIPTION

ISO-BLOCO FILLER is a multi-functional insulation and sealing system which has been developed especially for window fitting in cavity walls. It is fitted in the gap between the inner wall and outer faced brickwork.

It is made up of two functional components:

One of these is a filler block made of highly elastic special foam. This forms the basis for sealing the window against the building and seals the gap between the window and the cavity wall aperture. The high elasticity of the filler block guarantees a firm fit and makes the air tight closure of the masonry opening possible, which is necessary in order to conform with window sealing standards.

The second component of the sealing system is a sealing bar made of impregnated foam which guarantees sealing of the window frame against the outer wall and protects the window connection joint securely against the influence of the weather in the rebate area.

PACKAGING

ISO-BLOCO FILLER sealing profile bars

PRODUCT ADVANTAGES

- simple fitting, conforming to window sealing standards in cavity walls
- ideal for "check reveal" situation
- high adaptation to "check reveals" of up to 30%
- integrated sealing tape system for sealing the weather protection level
- flexible adaptation to unevenness of the inner wall
- complies with the requirements of the Building Energy Act (EnEV was vaild 31.10.20) and the recommendations of the RAL "installation guide"



Installation example: ISO-BLOCO FILLER

PATENTED



Technical data	Standard	Classification
Sealing bar:		
Material description		sealing bar made of impregnated PUR soft foam
Colour		grey-anthracite
Classified according to	DIN 18542	BG 1
Air permeability coefficient	DIN EN 12114	$\alpha < 1.0 \text{ m}^3 / [\text{h} \cdot \text{m} \cdot (\text{daPa})^n]$
Impermeable to driving rain	DIN EN 1027	$\geq 600 \text{ Pa}$
Temperature stability range	DIN 18542	-30°C to $+90^\circ\text{C}$
Compatibility with adjacent building materials	DIN 18542	requirements fulfilled
Building material class	DIN 4102	B1 (fire resistant)
Thermal conductivity	DIN EN 12667	$\lambda = 0.052 \text{ W/m} \cdot \text{K}$
Water vapour diffusion resistance μ	DIN EN ISO 12572	≤ 100
sd-value	DIN EN ISO 12572	$< 0.5 \text{ m}$ at 50 mm width (breathable)
Dimensional tolerance (sealing bar and filler block)	DIN 7715 T5 P3	requirements fulfilled
Shelf life (sealing bar and filler block)		2 years, stored dry and in original packaging
Storage temperature (sealing bar and filler block)		$+1^\circ\text{C}$ to $+20^\circ\text{C}$
Filler block profile:		
Material description		highly elastic filler block profile
Density filler block profile in kg/m^3		22 +/-
Compression strength – filler block		at 25% compression 30 kPa following DIN EN ISO 844 at 50% compression 80 kPa following DIN EN ISO 844
Building material class	DIN EN 13501	E
Thermal conductivity	DIN EN 12667	$\lambda = 0.040 \text{ W/m} \cdot \text{K}$

APPLICATION

ISO-BLOCO FILLER is a perfect solution, in accordance with the window sealing standards, for sealing windows against masonry in cavity walls, both in new buildings and where windows are being refurbished. The insulation and sealing system is pressed directly into the opening between the inner and outer wall cavity before the window is fitted. ISO-BLOCO FILLER is pressed into position. Permanent positioning is then guaranteed due to the high elasticity of the material. The material creates an air tight seal, thus forming an ideal solution for a check reveal situation. If the connection surfaces are extremely uneven, any gaps can be closed using injected sealing agents.

The ISO-BLOCO FILLER can be used all the way round the cavity. In the corners the special fill block is butt jointed.

The remaining joint between the window frame and ISO-BLOCO FILLER can then be sealed according to the 3-level principle e. g. using the multi-functional joint sealing strip ISO-BLOCO ONE or using another joint sealing solution in line with generally accepted technical guidelines.

DIMENSIONS

Type description	Format	For gaps from – to	For rebate joints up to	For rebate widths up to	Carton (metres)
ISO-BLOCO FILLER 40 / 60	1,000x60x60 mm	60 – 40 mm	6 mm	45 mm	36
ISO-BLOCO FILLER 60 / 80	1,000x60x80 mm	80 – 60 mm	6 mm	45 mm	27
ISO-BLOCO FILLER 80 / 100	1,000x60x100 mm	100 – 80 mm	6 mm	45 mm	27

ISO-ZELL PE- AND PUR-CORD



PRODUCT DESCRIPTION

ISO-ZELL PE-CORD is a round seal, which fulfils the requirements of the DIN 18540 for backfill material on expanding joints. It consists of closed cellular polyethylene foam and is suitable for sealing against drafts and heat loss.

ISO-ZELL PE-CORD provides a reliable backfill on building joints and is characterised through its excellent compatibility with all standard sealing materials. Used as a backing support for sealants, 3-sided adhesion can be effectively eliminated.

APPLICATION

ISO-ZELL PE- and PUR-CORD are particularly suitable for plugging and as backfill material for sound absorption and sealing of:

- cavity filling
- construction and variable joints
- joint sealant
- U-Profile glass sealing

Due to its water-resistant surface ISO-ZELL PE-CORD can be used in both interior and exterior areas as backfill material. The neutral product properties and the closed cellular surface also make it suitable to use with porous materials.

PRODUCT ADVANTAGES

- fulfils the requirements of the DIN 18540 for backfill material on expanding joints
- PE-CORD tested to GEV-EMICODE®, certified as very low-emission (EC1^{PLUS})
- suitable for damp joints
- water and moisture resistant
- also suitable with porous materials
- minimises the joint depth and eliminates the 3-sided adhesion on back filled sealants (silicon, acryl, PUR etc.)
- compatible with all standard sealants (silicon, acryl etc.)
- elastic, flexible
- free from softeners
- ageing resistant

SERVICE

- standard sizes available from stock
- private label and / or special labelling available
- competent experienced technical support available in the field and by phone

PACKAGING

- 6 – 30 mm diameter: endless coils
- 40 – 50 mm diameter: 1 or 2 m long pieces



Technical data	Standard	Classification
ISO-ZELL PE-CORD		
Material description		closed-celled PE foam
Colour		grey
Building material class	DIN 4102	B2
Density in kg/m ³	DIN 53420	30
Tensile-strength	DIN 53571	320 kPa
Elongation	DIN 53571	approx. 170%
Compression at 40%	DIN 53577	85 kPa
Water absorption	DIN 53428	≤ 1%
Temperature stability range	internal	approx. -40°C to approx. +60°C
Dimension tolerance	DIN 7715 T5 P3	requirements fulfilled
Shelf life		1 year, dry and in original packing
Storage temperature		+5°C to +20°C
ISO-ZELL PUR-CORD		
Material description		open-celled PUR foam
Colour		grey
Building material class	DIN 4102	B2
Density in kg/m ³	DIN EN ISO 845*	20 +/- 4
Tensile-strength	DIN EN ISO 1798*	≥ 100 kPa
Elongation	DIN EN ISO 1798*	≥ 60%
Temperature stability range	internal	approx. -40°C to approx. +60°C
Dimension tolerance	DIN 7715 T5 P3	requirements fulfilled
Shelf life		1 year, dry and in original packing
Storage temperature		+5°C to +20°C

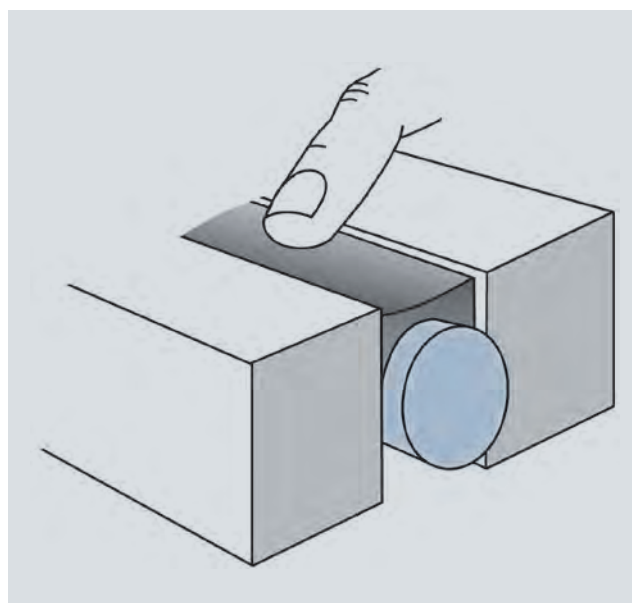
* In compliance with the relevant standards / test specifications / internal monitoring.

PREPARATION

Compress the ISO-ZELL PE- and PUR-CORD and insert in to the joint or cavity. Push it in until the desired joint depth is reached. For the joint to conform to DIN 18540, avoid stretching the cord when installing it and ensure any butt joints meet exactly. To avoid damage to the material it should not be installed using pointed instruments.


ISO-ZELL PUR-CORD

- characteristics: ISO-ZELL PUR-CORD is an open cellular polyurethane foam
- application: ISO-ZELL PUR-CORD is ideal as backfill material in internal joints which are not exposed to moisture
- form of delivery: 1 m long pieces, diameter: 15 – 50 mm



Installation example: ISO-ZELL PE-CORD

ISO-TOP BASE



PRODUCT DESCRIPTION

ISO-TOP BASE is a thermally insulating floor recess system profile with variable installation height for a thermally optimised substructure for components. The compression-resistant and high-density material also makes ISO-TOP BASE suitable for use beneath large and heavy window and lift-and-slide door elements. The modular interlocking system provides the suitable connecting profile to match the frame and to customise height by combining ISO-TOP BASE P and ISO-TOP BASE H.

ISO-TOP BASE PREFAB

ISO-TOP BASE PREFAB is the more installation-friendly version of ISO-TOP BASE. The project-specific prefabricated profile is supplied ready to install with the suitable connection for a clean transition to the window or door frame profiling and cut to the required installation height and length. Work such as cutting to size, bonding profiles to create height or length and the disposal of cut-offs and sawing waste is eliminated, thus speeding up the installation. Assembly in the factory, regardless of weather conditions, saves valuable construction time on site, prevents assembly delays and enables cost-efficient and reliable calculations.

ACCESSORIES

- ISO-TOP FLEX-ADHESIVE WF for air tight bonding
- ISO-MEMBRA SX for air tight sealing to the component

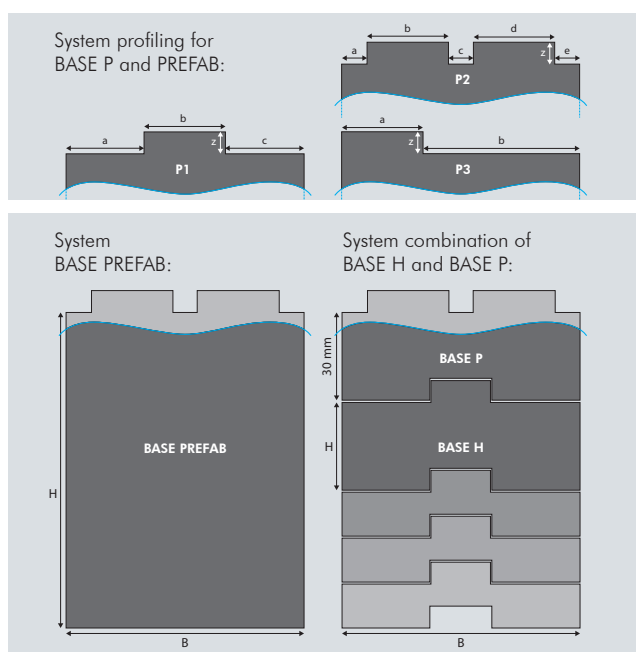
PRODUCT ADVANTAGES

- fast and simple to fit
- for all standard profile systems
- no cutting to size required, project-specific length and height
- optimum integration in EWI systems
- optimisation of the Ψ -value thanks to highly heat-insulating properties
- interlock system simplifies height adjustments
- compression-resistant, resistant to decay and non-rotting
- complies with the requirements of the Building Energy Act and the recommendations of the RAL "installation guide"
- 10-year functional warranty*

* On the conditions of the manufacturer (available on request).



Technical data	Standard	Classification
Material description		THERMAPOR (EPS-F / flame-retardant)
Colour		silver grey
Building material class	DIN 4102-1	B1
Fire behaviour	DIN EN 13501-1	E
Airtightness	PAW 141	no measurable air penetration
Impermeable to driving rain	DIN EN 1027	$\geq 1,200$ Pa
Bulk density		$150 \text{ kg/m}^3 \pm 10\%$
Flame retardant		HBCD-free flame retardant
UV light stability		6 months direct weathering during the construction phase
Compatibility with adjacent building materials	Internal	requirements fulfilled
Compatibility w/ salt water / hydrochloric acid (10%)		resistant
Compatibility with caustic soda (10%)		resistant
Thermal conductivity	DIN EN 12667	$\lambda = 0.040 \text{ W/(m} \cdot \text{K)}$
Sound insulation / joint sound reduction index	EN ISO 10140-1 / -2	$R_{s,w} (C; C_{tr}) = 46 (0; -1) \text{ dB}$
Burglar resistant	DIN EN 1627	resistance class RC2 and RC3
Form stability under thermal stress		-40°C to $+85^\circ\text{C}$
Temperature resistance	ISO 75-1	long-term $+85^\circ\text{C}$
Ageing resistance		resistant to decay, non-rotting
Compressive strength at 2% / 10%	DIN EN 826	1.194 N/mm^2 / 1.793 N/mm^2
Bending strength	DIN EN 12089	$\geq 650 \text{ kPa}$
Shearing stress	DIN EN ISO 14130	$X = 0.217 \text{ N/mm}^2$
Creep characteristics at 20% and 60%		$E_m = 0.68 \text{ 0/00 to } 5.2 \text{ 0/00}$
Water absorption (28 days storage)	DIN 12087	$\leq 1.5 \text{ Vol. \%}$
Water vapour diffusion resistance μ	DIN EN ISO 12572	< 70
Waste code		170604 / 170904
Load transfer up to		1,000 kg per linear metre and profile width of 100mm
Dimension tolerance	DIN 7715 part 5 P3	requirements fulfilled
Shelf life		24 months



APPLICATION

Substructure profile for height of floor-to-ceiling windows, doors and lift-and-slide doors made from wood, wood-aluminium, aluminium and PVC on concrete bases. Care must be taken to ensure that the sealing is carried out in accordance with the applicable standards. Sufficient weather protection is to be ensured between ISO-TOP BASE and the substrate. The exterior is to be protected against driving rain and / or standing water. The interior joints must be made vapour-diffusion retardant and air tight.

DIMENSIONS

- width: 60/70/80/90/100 mm
- height: BASE P = 30 mm
BASE H = 30/50/100 mm
BASE PREFAB = project-specific up to 800 mm
- length: BASE H / P = 1,200/2,400/3,600 mm
BASE PREFAB = project-specific
- profiling (BASE P & PREFAB): project-specific

ISO-TOP BASE HS



PRODUCT DESCRIPTION

ISO-TOP BASE HS is a load-bearing and easy to install system component for creating thermally optimised supporting structures, especially for lift-and-slide elements. The supporting profile consists entirely of thermally insulating material, sustainably eliminates energy weak spots and increases energy savings and living comfort. ISO-TOP BASE HS is produced to fit the specific profile and width of the floor threshold used. The innovative profile-related 4-sided tongue and groove system ensures the non-slip fixing of the threshold on the substructure profile and completely cut-free continuous endless installation is possible. This saves valuable time on site, prevents installation delays and enables cost-efficient processing with calculations.

DIMENSIONS

- Length: 1200/2400/3600 mm
- Width: project-specific*
- Height: 40/50/60/70/80/90/100 mm

* To individual specification

PRODUCT ADVANTAGES

- fast and simple installation
- for all standard floor threshold systems
- secure screwed joint thanks to screw guide drilled at the factory
- simple height adjustment possible at a later date
- optimum integration in thermal insulation composite systems
- optimisation of the Ψ value thanks to highly heat-insulating properties
- improves living comfort and prevents mould formation
- easy to process
- waste reduction due to continuous installation
- compression-resistant, resistant to decay and non-rotting
- complies with the requirements of the Building Energy Act and the recommendations of the RAL "installation guide"
- 10 Year Function Warranty*

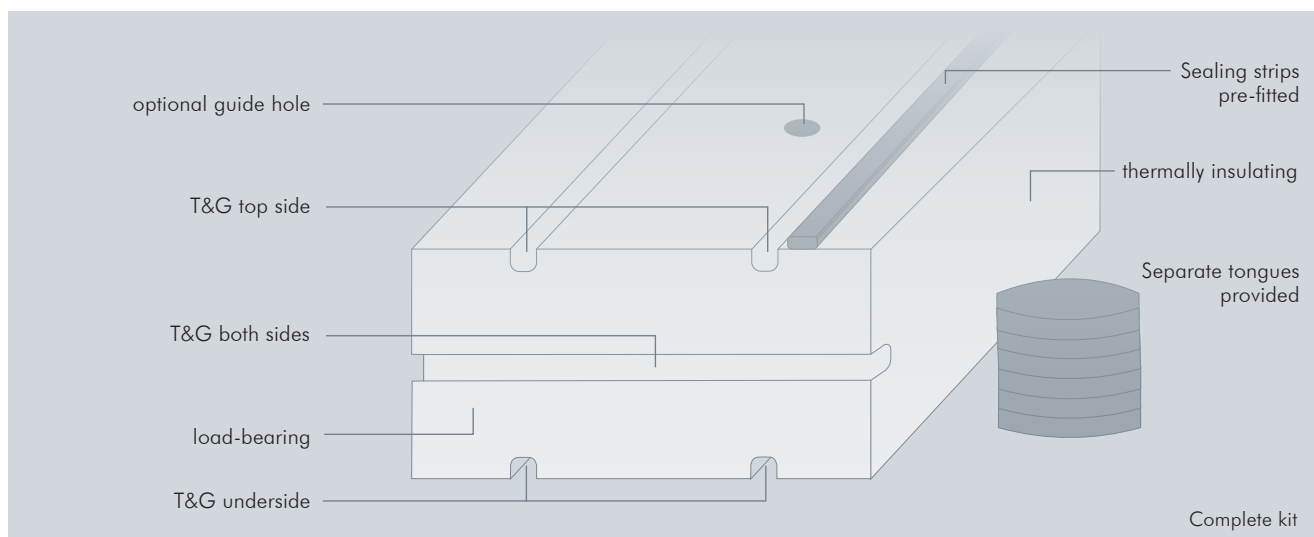
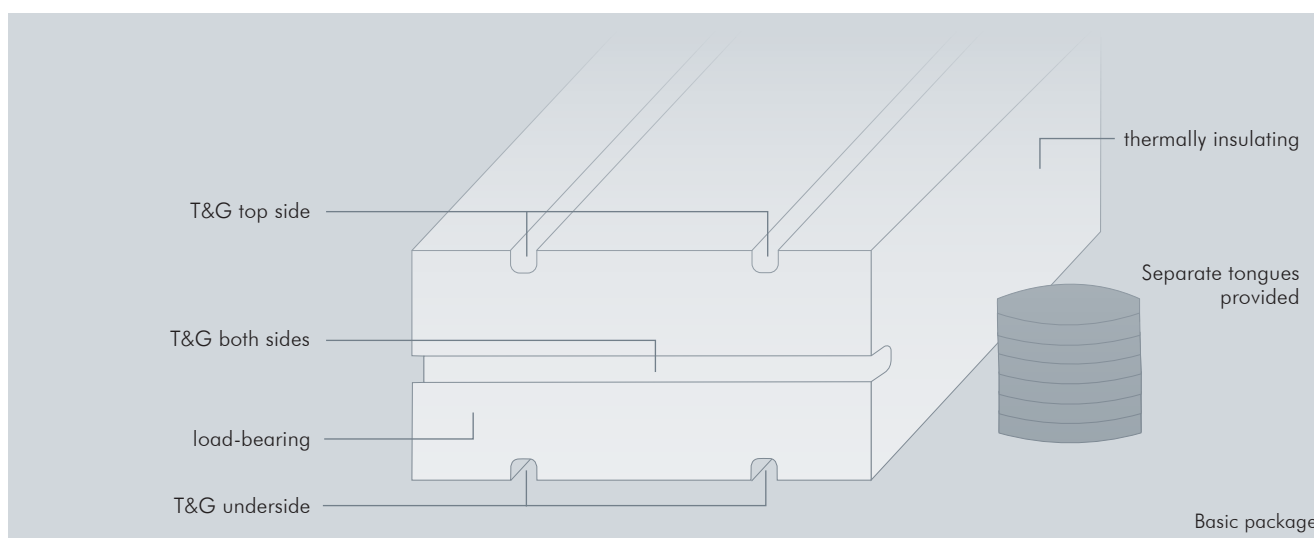
* On the conditions of the manufacturer (available on request).



VERSIONS

ISO-TOP BASE HS can be individually adapted to the specific situation on site. The specific height of the profile is selected and ready to install or can be subsequently adapted during installation by doubling or shortening. The installation depth is custom-fitted to the floor threshold used, guaranteeing uncomplicated combination. In the basic version, the supporting profile

is supplied with two grooves on the top side and underside, a groove on each end face and the matching separate tongues. Optional packages such as the sealing package or the equipment with guide holes facilitate the sealing with respect to the building structure and connection to the lift-and-slide element.



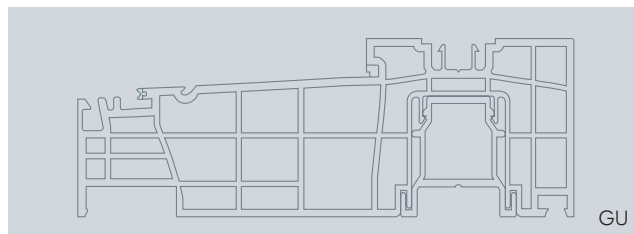
Variants	
Basic package	ISO-TOP BASE HS
Installation package	Guide holes drilled at the factory make it easier to fit to the lift-and-slide element (3 holes at 20/60/100 cm spacing)
Sealing package	Sealing tape applied at the factory for the air tight connection to the lift-and-slide element

ISO-TOP BASE HS

SUITABLE FOR ALL STANDARD FLOOR THRESHOLDS

- **GU thermostep**

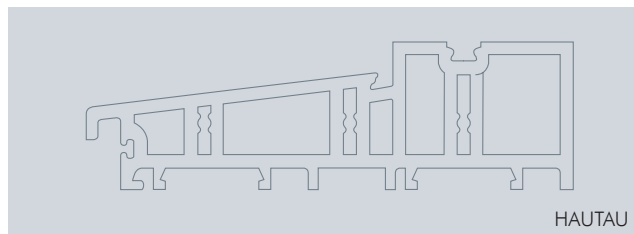
GU thermostep 164 BT142
 GU thermostep 164 BT170
 GU thermostep 164 BT190
 GU thermostep 204 BT189
 GU thermostep 204 BT194
 GU thermostep 204 BT197
 GU thermostep 204 BT204
 GU thermostep 204 BT207
 GU thermostep 204 BT219
 GU thermostep 204 BT231



GU

- **Hautau Atrium HS 330 ThermoTop**

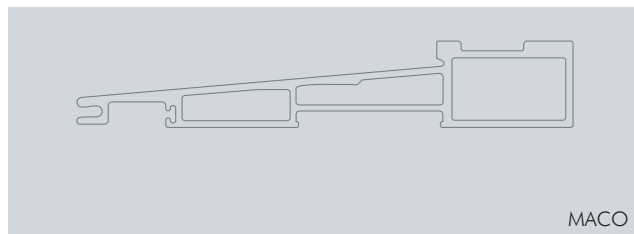
Hautau Atrium HS 330 ThermoTop 2.1 175 WP4
 Hautau Atrium HS 330 ThermoTop 2.1 175 WP5
 Hautau Atrium HS 330 ThermoTop 2.2 175 WP11
 Hautau Atrium HS 330 ThermoTop 2.2 175 WP10
 Hautau Atrium HS 330 ThermoTop 2.2 200 WP12



HAUTAU

- **MACO GFK basic profile**

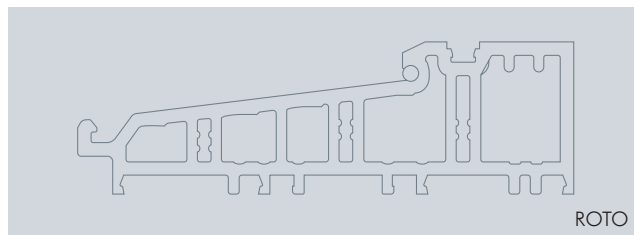
MACO GFK basic profile 180
 MACO GFK basic profile 180 CH
 MACO GFK basic profile 180 CH angle
 MACO GFK basic profile 240



MACO

- **ROTO Patio Life**

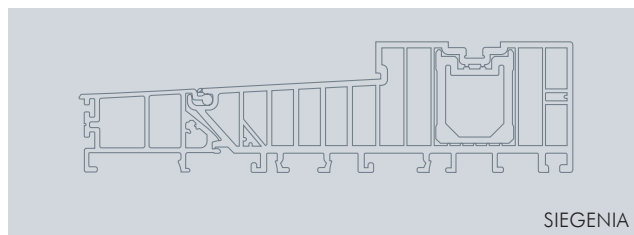
ROTO Patio Life 171



ROTO

- **SIEGENIA ECO PASS**

SIEGENIA ECO PASS B171 A-groove
 SIEGENIA ECO PASS B175
 SIEGENIA ECO PASS B179
 SIEGENIA ECO PASS B182 A-groove
 SIEGENIA ECO PASS B190
 SIEGENIA ECO PASS B190 old & R190
 SIEGENIA ECO PASS B194
 SIEGENIA ECO PASS B203 A-groove
 SIEGENIA ECO PASS B207



SIEGENIA

• Other manufacturers available upon request.

Technical data	Standard	Classification
Material description		THERMAPOR (EPS-F / flame-retardant)
Colour		silver-grey
Building material class	DIN EN 13501-1	E
Fire behaviour	DIN 4102-1	B1
Airtightness	PAW 141	no measurable air penetration
Resistance to driving rain	DIN EN 1027	$\geq 1,200 \text{ Pa}$
Bulk density		$150 \text{ kg/m}^3 \pm 10\%$
Flame retardant		HBCD-free flame retardant
UV stability		6 months direct weathering during the construction phase
Compatibility with adjacent materials	Internal	requirements fulfilled
Compatibility with salt water/hydrochloric acid (10%)		resistant
Compatibility with sodium hydroxide solution (10%)		resistant
Thermal conductivity	DIN EN 12667	$\lambda = 0.040 \text{ W/(m} \cdot \text{K)}$
Sound reduction/rated joint sound reduction value	EN ISO 10140-1 / -2	$R_{s,w} (C; C_{tr}) = 46 (0; -1) \text{ dB}$
Intrusion-resistant	DIN EN 1627	resistance class RC2 and RC3
Dimensional stability under thermal stress		-40°C to $+85^\circ\text{C}$
Temperature stability range	ISO 75-1	long-term $+85^\circ\text{C}$
Ageing resistance		resistant to rotting, non-rotting
Compressive strength at 2%/10%	DIN EN 826	1.194 N/mm^2 / 1.793 N/mm^2
Bending strength	DIN EN 12089	$\geq 650 \text{ kPa}$
Shear strength	DIN EN ISO 14130	$X = 0.217 \text{ N/mm}^2$
Creep behaviour at 20% and 60%		$E_m = 0.68 \text{ 0/00 to } 5.2 \text{ 0/00}$
Water absorption capacity (28 days storage)	DIN 12087	$\leq 1.5 \text{ Vol. \%}$
Water vapour diffusion resistance μ	DIN EN ISO 12572	< 70
Waste codes		170604 / 170904
Dimensionally stable up to		1,000 kg per linear metre and profile width of 100 mm
Dimensional tolerance	DIN 7715 T5 P3	requirements fulfilled
Shelf life		24 months


APPLICATION

Supporting profile specially for adjusting the height of lift-and-slide door elements made from wood, aluminium-clad wood, aluminium and plastic on the concrete slab. The sealing must be carried out technically correctly in accordance with the applicable standard. Sufficient protection against weathering is to be ensured between ISO-TOP BASE HS and the floor slab. Protection against driving rain and / or standing water is to be provided on the outside. On the inside, all joints must be air tight and present a barrier to vapour diffusion.

ACCESSORIES

- ISO-TOP FLEXIBLE ADHESIVE WF for air tight bonds
- ISO-TOP MEMBRA SX for air tight sealing to the component
- ISO-TOP WINDOW SCREW FB-FK

ISO-TOP WINDOW SILL FORMS



PRODUCT DESCRIPTION

ISO-TOP WINDOW SILL FORMS are insulating profiles made from XPS polystyrene; this has very high compressive strength and was specially developed as thermal insulation for aluminium lower external window sills. This is always a critical area with respect to heat retention. The ISO-TOP WINDOW SILL FORMS do not simply offer excellent thermal insulation. They also provide a compression-resistant substructure for window sills made from aluminium or mineral materials. The window sill forms have a positive effect on the temperature factor f_{Rsi} , they increase the surface temperature in the area of the inner window sill and thus reduce the risk of moisture and mold.

APPLICATION

ISO-TOP WINDOW SILL FORMS are installed immediately beneath window sills. They help to avoid thermal bridges and optimise the thermal insulation in the area connecting with the window sill in residential buildings, single-family homes, nearly zero energy buildings and passive houses. ISO-TOP WINDOW SILL FORMS can also act as the second sealing level if they are glued all round to the wall and window profile in combination with an ISO-TOP FACADE SEAL.

DIMENSIONS

Custom-made to the individual customer's drawing

- Maximum possible length (without joint): 1200 mm
- Maximum possible width (without joint): 570 mm
- Maximum possible thickness (without joint): 200 mm

PRODUCT ADVANTAGES


- very high compression strength
- very low thermal conductivity
- manufactured to size and shape to suit individual, project-specific requirements
- reduction of structure-related thermal bridges
- complies with the requirements of the Building Energy Act and the recommendations of the RAL "installation guide"
- optimises the temperature factor f_{Rsi}
- ideal for sealing the lower connection in combination with MS Polymer
- simple adjustment of length using standard mitre saws
- excellent for building renovations to reduce energy consumption
- can be combined with the system products of the ISO³-WINDOW SEALING SYSTEM
- 10 Year Function Warranty*

* On the conditions of the manufacturer (available on request).


Technical data	Standard	Classification
Material description		XPS polystyrene
Colour		light blue
Density	DIN EN 1602	33 kg/m ³
Building material class	DIN EN 13501-1	E
Thermal conductivity	DIN EN 13164	$\lambda = 0.033 - 0.035 \text{ W/(m} \cdot \text{K)}$
Compression stress / compression strength at 10% compression*	DIN EN 826	300 kPa \pm 0,3 N/mm ²
Long-term creep characteristics (50 years) at 2% compression	DIN EN 1606	130 kPa \pm 0,13 N/mm ²
Elasticity module	DIN EN 826	< 50 mm = 12,000 kPa \geq 50 mm = 20,000 kPa
Long-term water absorption by immersion	DIN EN 12087	0.7 Vol. %
Water absorption by diffusion	DIN EN 12088	< 50 mm = 3 Vol. % 50 – 79 mm = 2 Vol. % \geq 80 mm = 1 Vol. %
Water absorption after freeze-thaw cycling	DIN EN 12091	1 Vol. %
Dimensional stability under defined temperature (70°C) and humidity (90%) conditions	DIN EN 1604	< 5%
Deformation under specified compressive (40kPa) and temperature (7°C) stress		< 5
Linear thermal expansion coefficient		0.07 mm/(m · K)
Dimensional tolerance	DIN 7715 T5 P3	requirements fulfilled
Waste code		170604, 170904
Shelf life		24 months



Finish 1




Finish 4



Finish 2



Finish 5




Finish 3



Finish 6

Other forms possible according to individual customer's drawing.

ISO-ACOUSTIC INSULATING STRIPS



PRODUCT DESCRIPTION

ISO-ACOUSTIC INSULATING STRIPS are mineral wool felt sheets with fleece lamination on one side with excellent sound and heat insulating properties. They are used with trapezoidal sheeting and metal constructions as a sound insulation medium in connection with special trapezoidal profiles.

ISO-ACOUSTIC INSULATION STRIPS are available as either rolls or sheets with V-Cut for an optimal fit and easy installation.

APPLICATION

ISO-ACOUSTIC INSULATING STRIPS absorb surrounding noises that develop within buildings creating a comfortable sound environment. They decrease echoes and reduce the noise pollution. ISO-ACOUSTIC INSULATING STRIPS are fitted in the perforated ribs of special acoustic metal sheeting. The laminated fleecing gives protection against fraying and reduces the release of dust into the environment.

PRODUCT ADVANTAGES

- excellent sound insulation
- non-flammable (building material class A2)
- high material efficiency through optimal fitting
- V-Cut for easy fitting and handling
- fleece laminated to protect against fraying



Technical data		Standard	Classification
Material description			mineral wool felt
Colour			yellow / green
Acoustical absorption degree α (insulation thickness 20 mm) frequency:		DIN EN 20345	
	125 Hz		0.09
	205 Hz		0.20
	500 Hz		0.46
	1000 Hz		0.65
	2000 Hz		0.77
	4000 Hz		0.87
Thermal conductivity		DIN 4108	$\lambda_{10, tr} \leq 0.037 \text{ W/m} \cdot \text{K}$
Fire behaviour		DIN 4102	non-flammable A2
Water vapour diffusion resistance μ		DIN EN 1931	≈ 1
Dimension tolerance		DIN 7715 TP P3	requirements fulfilled
Shelf life			2 years, dry and in original packing
Storage temperature			+1 °C to +20 °C

FINISHES

- rolls and sheets with fleece lamination on one side
- sheets with additional V-Cut available

DIMENSIONS

thickness: 20 and 30 mm

SERVICE


- competent commercial and technical advice

PACKAGING

rolls, sheets with V-Cuts



ISO-ACOUSTIC INSULATING STRIPS in sheets with V-Cut for optimal fitting



Installation example for ceiling constructions with perforated acoustic ribs for sound absorption



ISO-TOP GUN EASY

PRODUCT DESCRIPTION

The ISO-TOP GUN EASY dispensing gun, made of durable, high quality plastic, for the application of PUR-can foams, with a large adjustment screw for optimal handling on site. The rubberised handle ensures a secure grip. ISO-TOP GUN EASY is ideal for all commercially available PUR can foams and PUR can cleaners with screw threads. Supplied with 2 plastic straws and 2 pointed nozzles for accurate applications.

ESPECIALLY SUITABLE FOR:

- ISO-TOP CLEANEX
- ISO-TOP ELASTIFLEX
- ISO-TOP THERMFOAM „BLUE LINE“



ISO-TOP GUN

PRODUCT DESCRIPTION

The high-quality, non-stick coated ISO-TOP GUN dispensing gun for the application of ISO-TOP ELASTIFLEX PUR can foam, with 4-fold seal for optimum handling and particularly easy dosing needle adjustment with end-stop function. The rubber-coated handle and trigger guarantee a secure grip. ISO-TOP GUN is suitable for all standard PUR can foams and PUR can cleaners with screw threads.

ESPECIALLY SUITABLE FOR:

- ISO-TOP CLEANEX
- ISO-TOP ELASTIFLEX
- ISO-TOP THERMFOAM „BLUE LINE“



ISO-TOP PRESSFIX

PRODUCT DESCRIPTION

The ISO-TOP PRESSFIX aluminium tube press with nylon union nut and rubber-coated handle for a safe grip and comfortable handling. Especially for use with construction adhesives and sealants in up to 600 ml tubes.

ESPECIALLY SUITABLE FOR:

- ISO-TOP ACRYLSEAL F
- ISO-TOP FACADE SEAL
- ISO-TOP FLEX-ADHESIVE HP, SP, XP and WF
- ISO-TOP SILICONE N & NT



ISO-TOP EASYPRESS

PRODUCT DESCRIPTION

The high-quality ISO-TOP EASYPRESS metal skeleton hand press for use with adhesives and sealants in PE plastic cartridges. Non-twist hexagon thrust rod with integrated hook and automatic run-on and end-stop function.

ESPECIALLY SUITABLE FOR:

- ISO-TOP ACRYLSEAL F
- ISO-TOP FLEX-ADHESIVE PA
- ISO-TOP SILICONE N & NT



ISO-TOP EASYPRESS PRO

PRODUCT DESCRIPTION

The professional ISO-TOP EASYPRESS PRO is a high-quality hand press for applying adhesives and sealants in 310ml cartridges. Half-shell press with rotating shell and strong thrust block, rubberised handle and transmission ratio of 17:1.

ESPECIALLY SUITABLE FOR:

- ISO-TOP ACRYLSEAL F
- ISO-TOP FLEX-ADHESIVE PA
- ISO-TOP SILICONE N & NT



ISO-TOOL CLIP & CUT

PRODUCT DESCRIPTION

ISO-TOOL CLIP for the simple and fast pre-fitting of ISO-BLOCO ONE CONTROL (variant with clip attachment) on the frame of PVC and aluminium windows. Our special blade ISO-TOOL CUT for reliable corner-shaping of ISO-BLOCO ONE CONTROL.

ESPECIALLY SUITABLE FOR:

ISO-BLOCO ONE CONTROL

ISO³-WINDOW SEALING SYSTEM

AIRTIGHTNESS, INSULATION AND WEATHER PROTECTION ALL FROM A SINGLE SOURCE

Our ISO³-WINDOW SEALING SYSTEM includes a range of window connection films for time-saving and air tight sealing, as well as permanently elastic, impregnated PUR sealing tapes which serve as weather protection as well as being used for thermal and acoustic insulation. In addition, we can also supply in front of wall installation systems and our multi-functional joint sealing tapes combine all three functions in one product. Furthermore we also supply sealants and PUR-foams.



ISO³-FACADE SEALING SYSTEM

INNOVATIVE JOINT SEAL FOR FACADES, ROOFS AND INTERIOR FITTINGS

Facade joints are exposed to extreme stresses caused by the weather influences and building design. You can rely on the products from ISO³-FACADE SEALING SYSTEM, which offer a long-lasting, reliable and energy saving seal for structural facade elements.



ISO^M-METAL BUILDING SEALING SYSTEM

THE FIRST IFBS-TESTED SEALING SYSTEM FOR LIGHT-GAUGE METAL STRUCTURES


Light-gauge metal joint constructions are exposed to many climatic and mechanical stresses. This demands a joint sealing system that is able to withstand the relevant building design requirements such as thermal insulation, airtightness, acoustic insulation and moisture-protection, fire protection and temperature fluctuations.



ISO^F-FIRE PROTECTION SYSTEM

PATENTED FIREPROOF PARTITION SYSTEMS FOR FACADES, JOINTS AND OPENINGS IN WALLS AND CEILINGS

Fire protection is a central component of building safety. In the event of a fire, our fire protection system guarantees to prevent the spread of fire and smoke and the components will remain stable for a specified period. All fire protection products are subject to regular internal and external controls.



ISO^μ-TIMBER SEALING SYSTEM

EFFECTIVE PROTECTION FROM ENERGY COSTS AND STRUCTURAL DAMAGE

Our ISO^μ-TIMBER SEALING SYSTEM makes the sealing of moving joints simple and reliable. This is because our quality-tested system products compensate joint movements safely, and at the same time are optimised for use as a humidity and vapour barrier. This is necessary because joints in timber constructions are subject to heavy loads.



ISO^E-EWI SEALING SYSTEM

THE SEALING SYSTEM FOR SPECIAL ENERGY SAVING

Our ISO^E-EWI SEALING SYSTEM contains all the sealing components required for the simple and secure connection of external thermal insulation composite systems (EWI) to building openings and projections. It is has been optimised particularly for the straightforward, secure and fast connection of EWI elements to windows and doors as well as in the roof and base areas, thus enabling you to meet all structural-physical requirements professionally without any problems at all.



NOTES



ORDER ONLINE 24/7 – IN OUR WEBSHOP

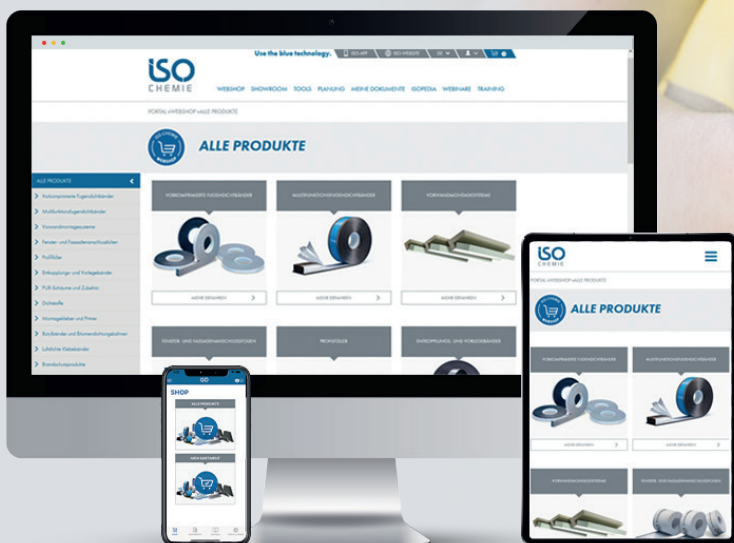
Order any product around the clock online at **shop.iso-chemie.eu**. The clear design and easy to use interface combined with practical filter and search functions make ordering simple, practical and very user-friendly.

- ✓ Filter functions to save time searching
- ✓ Efficient and secure order processing
- ✓ Order status, your documents and order tracking available at all times

Order quickly and easily from the site – using the **ISO-APP!**



Download
ISO-APP



ISO-Chemie GmbH

Germany

Röntgenstraße 12

73431 Aalen

Tel.: +49 (0)7361 94 90-0

Fax: +49 (0)7361 94 90 90

info@iso-chemie.com

www.iso-chemie.com

France

Tel.: +33 (0)4 78 34 89 75

Fax: +33 (0)4 78 34 87 72

info@iso-chemie.fr

www.iso-chemie.fr

Italy

Tel.: +39 02947 56 159

Fax: +39 02947 56 160

info@iso-chemie.it

www.iso-chemie.it

United Kingdom

Tel.: +44 (0)1207 56 68 67

Fax: +44 (0)1207 56 68 69

info@iso-chemie.co.uk

www.iso-chemie.co.uk

Poland

Tel.: +48 71 88 10 048

Fax: +48 71 88 10 049

info@iso-chemie.pl

www.iso-chemie.pl